



Analogy Activities

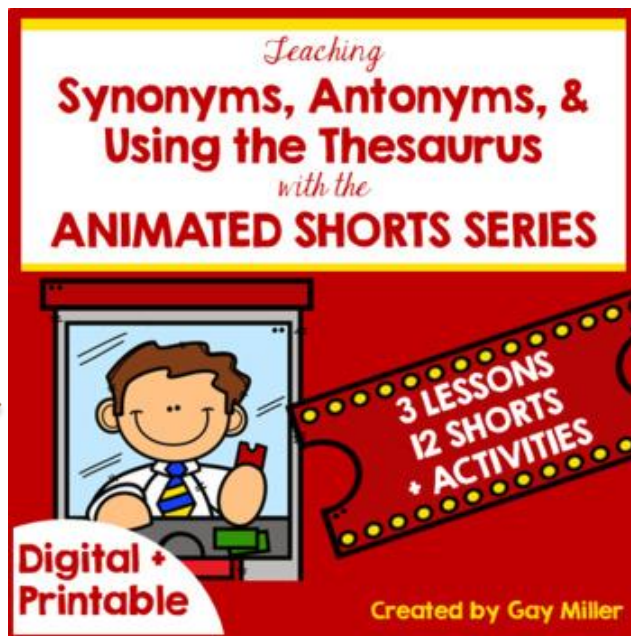
Welcome, teachers!

Thank you for downloading this resource. In this packet, you will find five analogy activities for 6th and 7th graders.

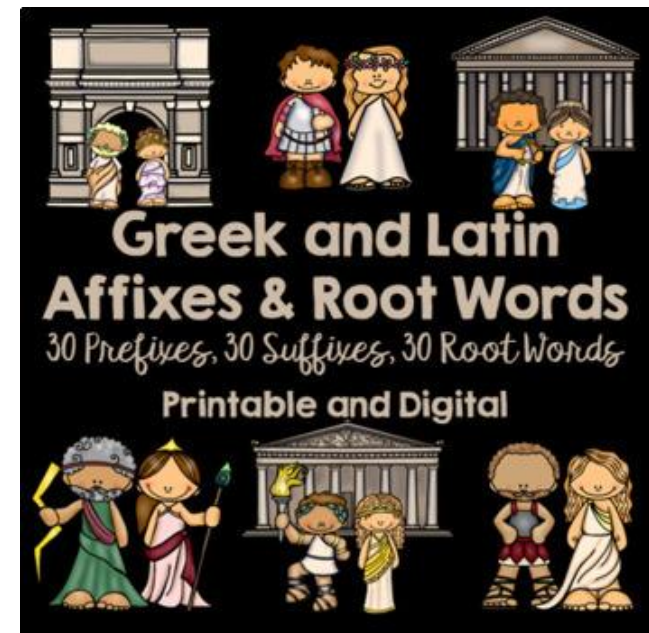
I hope you find this resource helpful for your classroom. Please don't hesitate to reach out if you have any questions or feedback.

What's next?

Are you looking for some more interactive activities to add to your lesson plans? Look no further. These units are loaded with activities your students will love!



Click here to check it out.



Click here to check it out.



Activity #1
Picture
Analogies

Picture Analogies



is to



as



is to



I love to begin my study of analogies for older students with pictures. You need enough pictures for each student in the class to have one picture.

Picture analogies are a fun and visual way to introduce the concept of analogies to your students.

For example, hammer : nails :: screwdriver : screws is an analogy that shows the relationship of tool and object.

You can find pictures to print using online sites such as [Unsplash](https://unsplash.com). Each card has a picture of something, such as an animal, a vehicle, food, or a season. You will need enough cards for each student in your class to have one.

To do this activity, follow these steps:

- Give each student a picture card and tell them not to show it to anyone else.
- Tell them they have to find another student with a picture that is related to theirs somehow. They can use synonyms, antonyms, or other word relationships to find their match. For example, if they have a picture of a dog, they can look for someone who has a picture of a cat (antonym), a puppy (synonym), or a bone (object).
- They should stand together and hold up their cards when they find their match.
- When everyone has found their match, tell them that they have to find another pair of students with pictures that are related to theirs in the same way. For example, if they have pictures of a dog and a cat, they can look for others holding a pair of pictures that are antonyms.
- When they find their match, they should form a group of four and hold up their cards.
- When everyone has formed a group of four, tell them that they have to discuss among themselves the relationship between their pictures. They should also write down their analogy using words, such as dog : cat :: lion : hyena.

Picture Examples

This activity will help your students practice identifying and creating analogies using pictures. It will also help them develop their vocabulary, critical thinking, and collaboration skills.

These are the pictures I used for this activity:

hammer: nails :: screwdriver : screws (tool)

ice : fire :: city : country (antonyms)

Model T : Corvette :: baby : adult (age)

day : night :: winter : summer (times)

collie : dog :: motorcycle : vehicle (classification)

wet floor : fall :: texting while driving : car crash (cause/effect)

study : good grades :: tickle : laugh (action/result)



Activity #2

Videos

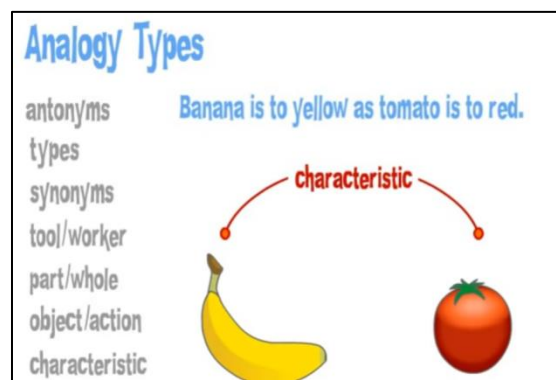
You can check out my YouTube links if you prefer your students to watch videos to learn about analogies.

The first two short videos explain what an analogy is in simple easy-to-understand terms.

Analogy Lesson: [1:54] This video is a short and straightforward introduction to analogies. It shows some examples of analogies using pictures and words and explains how to find the missing word in an analogy. It also links to online games you can play to practice analogies.



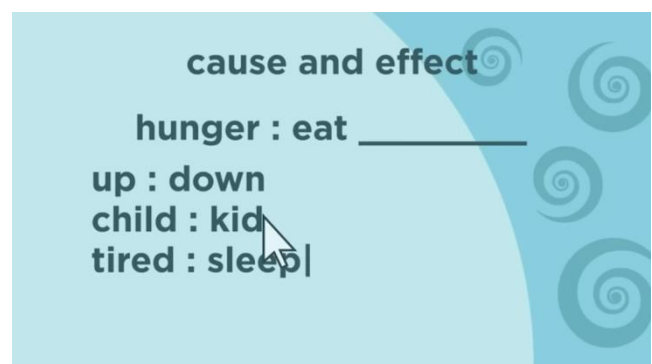
Analogy Types: [1:00] This is Part 2 of the video above.



Analogies [6:39]

This video is a fun and catchy song that teaches students about analogies. It explains analogies, how to use them, and why they are important. It also gives examples of analogies using different word relationships, such as synonyms, antonyms, part to whole, cause and effect, and function and object.

The video also has some colorful animations and illustrations that show the analogies in action. The video is suitable for students of all ages who want to learn about analogies in a fun and engaging way.





Activity #3
Foldable
Organizers

Activity 3: Foldable Organizers for Word Relationships

One of the skills that students need to master analogies is recognizing different types of word relationships. Word relationships are how words are connected or related to each other, such as synonyms, antonyms, part to whole, cause and effect, and function and object.

For example, in the analogy hammer : nails :: screwdriver : screws, the word relationship is tool and object.

To do this activity, follow these steps:

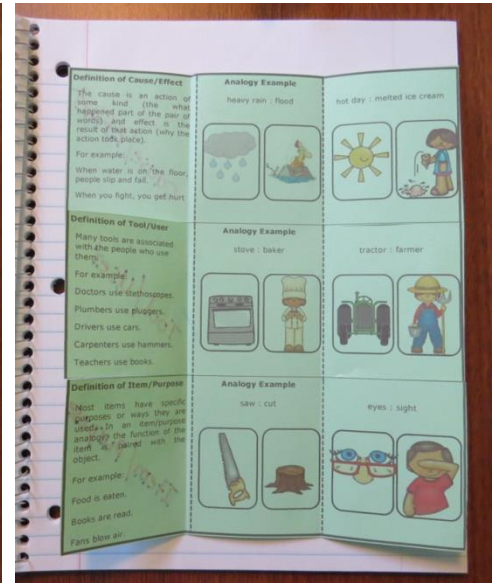


In this activity, teachers will guide students to create three foldable organizers covering nine-word relationships. Templates for these organizers are in the handout.

To create the foldable organizers, teachers and students should follow these steps:

- Print the foldable organizers from the handout.
- Fold each template along the dotted lines. Cut on the solid lines up to the dotted line on the first section, as shown in the photo.
- On the front of each flap, write the name of the word relationship on the template. For example, on the first flap of the first template, write "Synonyms."
- On the inside of each flap, write the definition of the word relationship and an example of an analogy using that word relationship. Teachers can use the examples from the handout or make their own. For example, on the inside of the first flap of the first template, write "Synonyms are words that have the same or similar meanings. Example: big : large :: small : tiny."
- Repeat steps 3 and 4 for each flap of each template until all three foldable organizers are completed.
- Use the foldable organizers to teach and practice different word relationships with the students.

- Print the organizer onto colored paper.
- Students will fill in the missing information in the blank spaces.

To make the organizer, trim around the four edges on the lines indicated. Fold the page vertically on the dotted lines. Cut on the lines indicated on the right and left sides of the organizer, up to the fold, so that the organizer will open one flap at a time.



All three organizers will fit on one page. →



Definition of Synonym

Analogy Example

_____ : _____

_____ : _____

Definition of Antonym

Analogy Example

_____ : _____

_____ : _____

Definition of Homophone

Analogy Example

_____ : _____

_____ : _____

Definition of Synonym

Synonyms are words that have the _____ or very _____ meanings. Synonyms can be _____ in a sentence. Because of this, synonyms are the _____ part of _____.

Analogy Example

_____ : _____

Two empty rounded rectangular boxes for writing an analogy example.

_____ : _____

Two empty rounded rectangular boxes for writing an analogy example.

Definition of Antonym

Antonyms are words that have _____ meanings.

Sometimes antonyms can be made by adding a _____ meaning _____.

- able - _____
- fortunate - _____
- payment - _____
- combatant - _____
- tolerant - _____

Analogy Example

_____ : _____

Two empty rounded rectangular boxes for writing an analogy example.

_____ : _____

Two empty rounded rectangular boxes for writing an analogy example.

Definition of Homophone

Homophones are words that are _____ pronounced the _____ but differ in _____, whether spelled the _____ way or _____.

Heterographs are specific types of homophones. They are words that have the same _____ but different _____.

Analogy Example

_____ : _____

Two empty rounded rectangular boxes for writing an analogy example.

_____ : _____


Two empty rounded rectangular boxes for writing an analogy example.

Definition of Synonym

Synonyms are words that have the same or very similar meanings. Synonyms can be interchanged in a sentence. Because of this, synonyms are the same part of speech.

Analogy Example

frightening : terrifying



royalty : noblewoman



Definition of Antonym

Antonyms are words that have opposite meanings.

Sometimes antonyms can be made by adding a prefix meaning not.


- able – unable
- fortunate – unfortunate
- payment – nonpayment
- combatant – noncombatant
- tolerant – intolerant

Analogy Example

illegal: lawful



miserable : jovial




Definition of Homophone

Homophones are words that are pronounced the same but differ in meaning, whether spelled the same way or not.



Heterographs are specific types of homophones. They are words that have the same pronunciation but different spelling.

Analogy Example

sail : sell



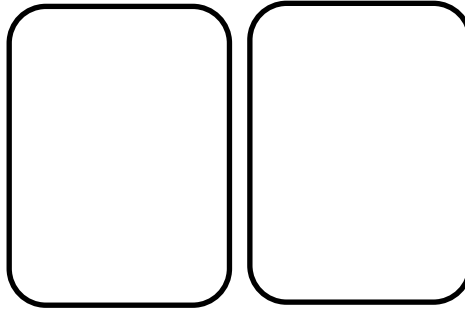
male : mail



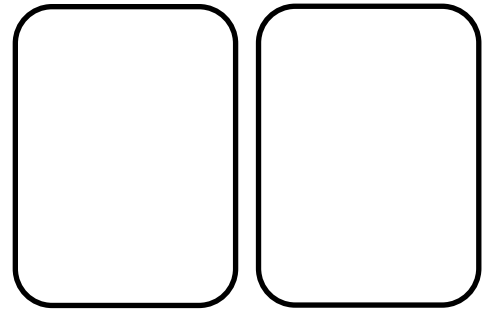
Definition of Cause/Effect

Analogy Example

_____ : _____



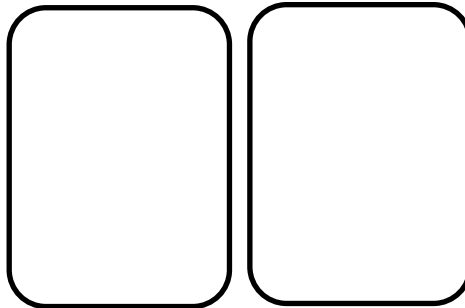
_____ : _____



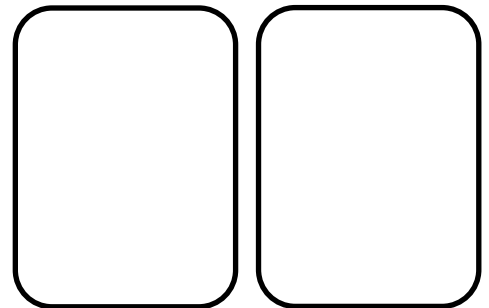
Definition of Tool/User

Analogy Example

_____ : _____



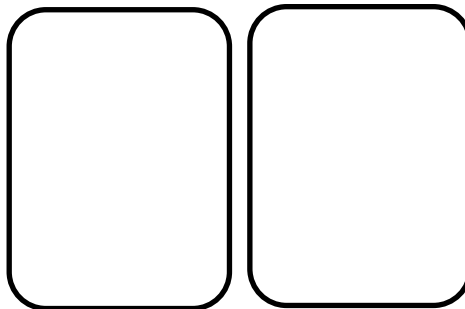
_____ : _____



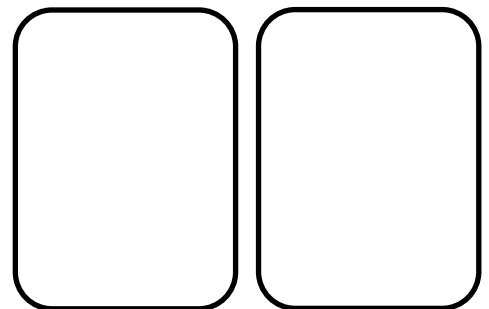
Definition of Item/Purpose

Analogy Example

_____ : _____



_____ : _____



Definition of Cause/Effect

The cause is an action of some kind _____ (the _____ part of the pair of words) and effect is the _____ of that action (_____ the action took place).

For example:

Analogy Example

_____ : _____

_____ : _____

Definition of Tool/User

Many tools are associated with the _____ who use them.

For example:

Analogy Example

_____ : _____

_____ : _____

Definition of Item/Purpose

Most items have specific _____ or _____ they are used. In an item/purpose analogy, the _____ of the item is paired with the _____.

For example:

Analogy Example

_____ : _____

_____ : _____

Definition of Cause/Effect

The cause is an action of some kind (the what happened part of the pair of words) and effect is the result of that action (why the action took place).

For example:

When water is on the floor, people slip and fall.


When you fight, you get hurt.

Analogy Example

heavy rain : flood



hot day : melted ice cream



Definition of Tool/User

Many tools are associated with the people who use them.

For example:

Doctors use stethoscopes.

Plumbers use plungers.



Drivers use cars.

Carpenters use hammers.


Teachers use books.

Analogy Example

stove : baker



tractor : farmer



Definition of Item/Purpose

Most items have specific purposes or ways they are used. In an item/purpose analogy, the function of the item is paired with the object.

For example:


Food is eaten.

Books are read.


Fans blow air.

Analogy Example

saw : cut



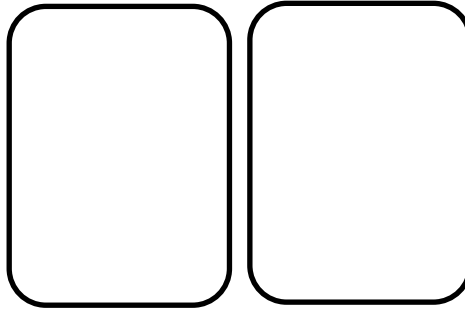
eyes : sight



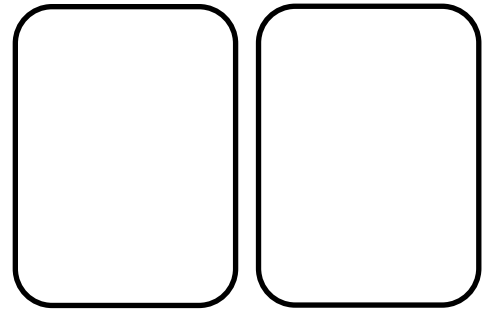
Definition of Part/Whole

Analogy Example

_____ : _____



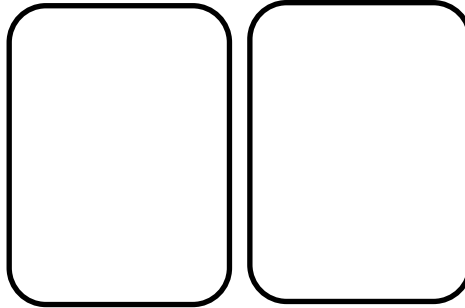
_____ : _____



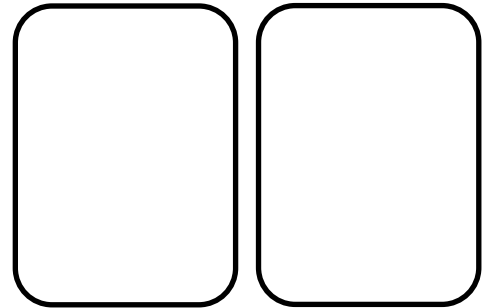
Definition of Item/Category

Analogy Example

_____ : _____



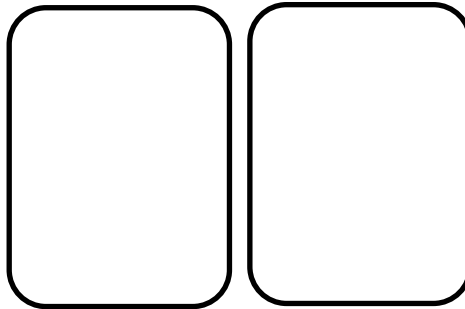
_____ : _____



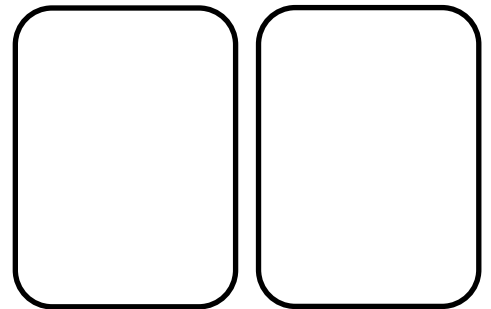
Definition of Place/User

Analogy Example

_____ : _____



_____ : _____



Definition of Part/Whole

In a part/whole relationship, the first term is a _____ of the _____ term.

For example:

Analogy Example

_____ : _____

_____ : _____

Definition of Item/Category

In an item/category analogy, one item belongs in a specific _____.

For example:

Analogy Example

_____ : _____

_____ : _____

Definition of Place/User

In a place user relationship, the person goes to a specific _____ to use the _____.

For example:

Analogy Example

_____ : _____

_____ : _____

Definition of Part/Whole

In a part/whole relationship, the first term is a part of the second term.

For example:

The yolk is part of an egg.

Icing is part of a cake.


A page is part of a book.

Sand is part of a beach.

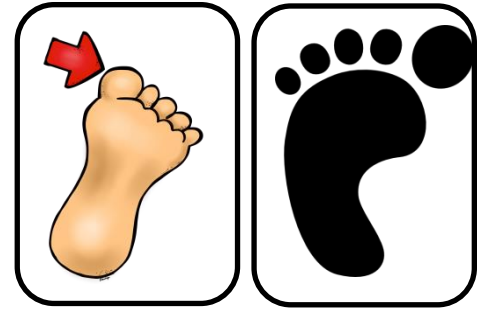
A wheel is part of a bicycle.

Analogy Example

wheel : ship



toe : foot



Definition of Item/Category

In an item/category analogy, one item belongs in a specific group.

For example:

A tiger is a cat.


A pine is a tree.

A chair is a piece of furniture.


A seed is part of an apple.

Analogy Example

banana : fruit



oak : tree



Definition of Place/User

In a place user relationship, the person/user goes to a specific place to use the facility.

For example:

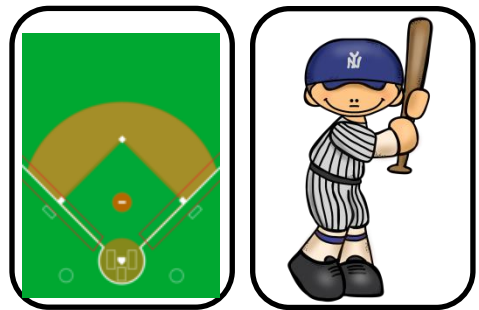
Readers use the library.

Sunbathers use the beach.

Movie watchers use the theater.

Analogy Example

ball field : baseball player



school : students





Activity #4

Analogy Game

Round About Activity

Preparation before the Activity

Duplicate the "Round About Game Activity Recording Sheet" for each student to record their answers during this activity.

Duplicate the cards with the final word to the analogy onto card stock. Cut the cards on the lines.

Prepare a 10 minute timer.

Class Preparation

Hand out student materials:

clipboards (optional)

copy of the answer response sheets

Tape one card to each student's back.

Instructions

To play the game, follow these steps:

- Give each student a recording sheet. Tape an analogy card with a word on each student's back. Instead of tape, I like to use lanyards. Students hang these around their necks so the information pocket hangs down their backs. It is easy to slip the word cards into the pockets of the lanyards for this activity.
- On the recording sheet, students have a list of analogies with the final word missing. To play the game, students walk around the room, looking for a word to complete each analogy. For example, if they see fast on someone's card, they know this will complete the analogy - soft : loud :: slow : _____.
- When an answer is spotted, students write it next to the corresponding number on their recording sheet. They can only write down the word if they find it on someone's card. They cannot use their own words or guess.
- Students continue this activity, completing as many analogies as possible until the timer goes off.
- The answers will be checked to determine how many correct responses students identified.

desert

patients

read

fingers

permanent

relative

sleeper

flood

altar

exhaust

pencil

dull

**cash
register**

insect

cools

boring

safe

fall

vehicle

nut

grow

carpenter

dangerous

isle

cut

season

students

common

Answer Key

- | | | | |
|-------------------|---------------|---------------|------------|
| 1. desert | 2. patients | 3. read | 4. fingers |
| 5. permanent | 6. relative | 7. sleeper | 8. flood |
| 9. altar | 10. exhaust | 11. pencil | 12. dull |
| 13. cash register | 14. insect | 15. cools | 16. boring |
| 17. safe | 18. fall | 19. vehicle | 20. nut |
| 21. grow | 22. carpenter | 23. dangerous | 24. isle |
| 25. cut | 26. season | 27. students | 28. common |

Round About Game Activity Recording Sheet

1)	hyperactive :	energetic ::	abandon :	_____
2)	allowed :	aloud ::	patience :	_____
3)	shovel :	dig ::	book :	_____
4)	turtle :	shell ::	hand :	_____
5)	maximum :	minimum ::	makeshift :	_____
6)	rabbit :	mammal ::	uncle :	_____
7)	library :	reader ::	bedroom	_____
8)	fire :	burn ::	heavy rain :	_____
9)	weather :	whether ::	alter :	_____
10)	cordial :	pleasant ::	deplete	_____
11)	sculptor :	clay ::	writer :	_____
12)	massive :	miniature ::	vibrant :	_____
13)	doctor :	stethoscope ::	clerk :	_____
14)	sandal :	shoe ::	ant :	_____
15)	broom :	sweep ::	refrigerator :	_____
16)	marvel :	be amazed ::	monotonous	_____
17)	vital :	lifeless ::	hazardous	_____
18)	tornado :	destruction ::	trip	_____
19)	keyboard :	computer ::	motor :	_____
20)	maple :	tree ::	pecan :	_____
21)	spin :	dizzy ::	plant :	_____
22)	vacuum:	maid ::	hammer :	_____
23)	diversity :	assortment ::	treacherous :	_____
24)	ceiling:	sealing ::	I'll :	_____
25)	pen :	write ::	knife :	_____
26)	three :	number ::	winter :	_____
27)	pool :	swimmer ::	school :	_____
28)	dense :	sparse ::	unique :	_____



Activity #5
Links on the
Web

Activity 10: Analogy Activities on the Web

If you want to explore more analogy activities on the web, you can check out these websites I found. These websites have different types of analogy games, worksheets, and lessons that you can use to practice and improve your analogy skills. These websites suit 6th and 7th graders who want to challenge themselves with different difficulty levels and word relationships.

- [Analogy Games for Kids](#): This website has a collection of online games to practice analogies. You can choose from categories, such as synonyms, antonyms, part to whole, and cause and effect. You can also adjust the difficulty level and the time limit. You will get instant feedback and a score for each game.
- [Quia - Awesome Analogies](#): This website has a fun and interactive quiz that tests your knowledge of analogies. You will see a series of analogies with one word missing, and you have to choose the correct word from four options. You will get immediate feedback and an explanation for each question. You can also see your score and rank at the end of the quiz.
- [Analogy Worksheets](#): This website has a variety of printable worksheets that you can use to practice analogies. You can download the worksheets for free, and they come with answer keys. The worksheets cover several word relationships and have different difficulty levels, from easy to challenging.
- [Free Word Analogies Grades 7-10](#): This website has a free printable worksheet that you can use to practice analogies. The worksheet has 20 analogy questions that cover a wide range of word relationships. The worksheet also has an answer key and an explanation for each question.

Terms of Use

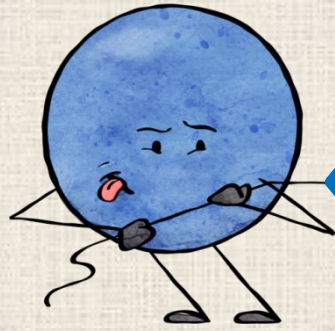
- All rights reserved by Gay Miller.
- This purchase includes a limited license for single classroom use only. You may utilize it for each student you serve.
- You may not upload this product to the Internet or store it in any public retrieval service of any kind outside of using it with your own students.
- No part of the product may be altered for resell or distribution.
- If you have any questions feel free to contact me at teachwithgaymiller@gmail.com.





Credits







[Book Units Teacher Website](#)

[Gay Miller's Teachers Pay Teachers Store](#)

[Pinterest](#)



[YouTube](#)



[Book Units Teacher Blog](#)

