



Analogy Activities

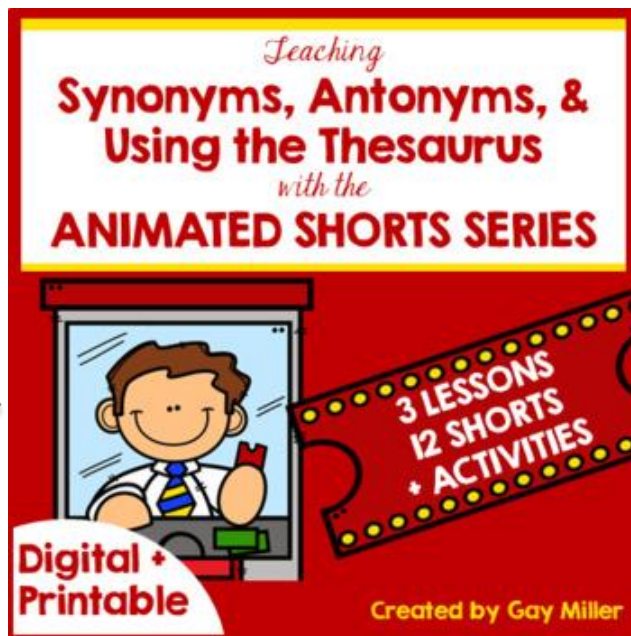
Welcome, teachers!

Thank you for downloading this resource. In this packet, you will find five analogy activities for 6th and 7th graders.

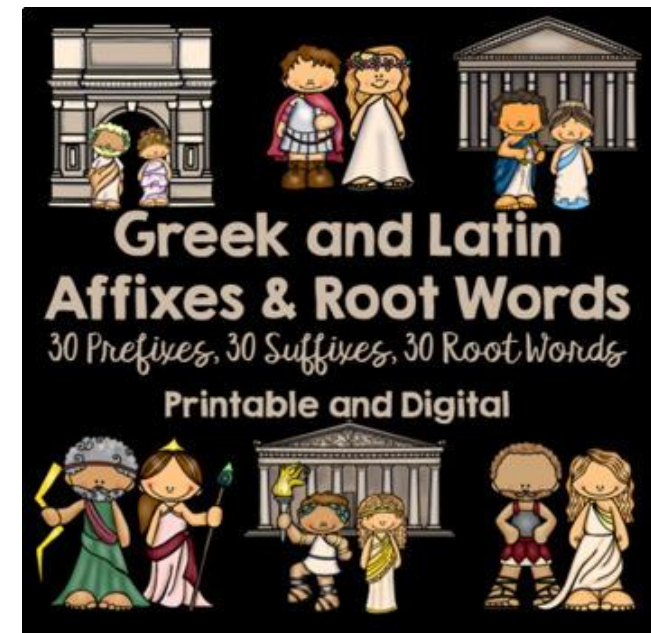
I hope you find this resource helpful for your classroom. Please don't hesitate to reach out if you have any questions or feedback.

What's next?

Are you looking for some more interactive activities to add to your lesson plans? Look no further. These units are loaded with activities your students will love!



Click here to check it out.



Click here to check it out.



Activity #1
Picture
Analogies

Picture Analogies



is to



as



is to



I love to begin my study of analogies for older students with pictures. You need enough pictures for each student in the class to have one picture.

Picture analogies are a fun and visual way to introduce the concept of analogies to your students.

For example, hammer : nails :: screwdriver : screws is an analogy that shows the relationship of tool and object.

You can find pictures to print using online sites such as [Unsplash](https://unsplash.com). Each card has a picture of something, such as an animal, a vehicle, food, or a season. You will need enough cards for each student in your class to have one.

To do this activity, follow these steps:

- Give each student a picture card and tell them not to show it to anyone else.
- Tell them they have to find another student with a picture that is related to theirs somehow. They can use synonyms, antonyms, or other word relationships to find their match. For example, if they have a picture of a dog, they can look for someone who has a picture of a cat (antonym), a puppy (synonym), or a bone (object).
- They should stand together and hold up their cards when they find their match.
- When everyone has found their match, tell them that they have to find another pair of students with pictures that are related to theirs in the same way. For example, if they have pictures of a dog and a cat, they can look for others holding a pair of pictures that are antonyms.
- When they find their match, they should form a group of four and hold up their cards.
- When everyone has formed a group of four, tell them that they have to discuss among themselves the relationship between their pictures. They should also write down their analogy using words, such as dog : cat :: lion : hyena.

Picture Examples

This activity will help your students practice identifying and creating analogies using pictures. It will also help them develop their vocabulary, critical thinking, and collaboration skills.

These are the pictures I used for this activity:

hammer: nails :: screwdriver : screws (tool)

ice : fire :: city : country (antonyms)

Model T : Corvette :: baby : adult (age)


day : night :: winter : summer (times)

collie : dog :: motorcycle : vehicle (classification)


wet floor : fall :: texting while driving : car crash (cause/effect)

study : good grades :: tickle : laugh (action/result)


Picture Analogy




is to



as



is to





Activity #2

Videos

YouTube Instructional Videos

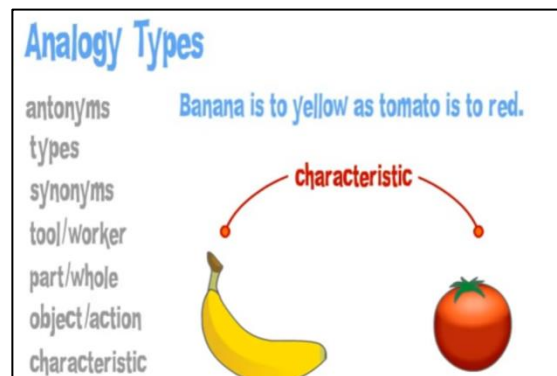
You can check out my YouTube links if you prefer your students to watch videos to learn about analogies.

The first two short videos explain what an analogy is in simple easy-to-understand terms.

Analogy Lesson: [1:54] This video is a short and straightforward introduction to analogies. It shows some examples of analogies using pictures and words and explains how to find the missing word in an analogy. It also links to online games you can play to practice analogies.



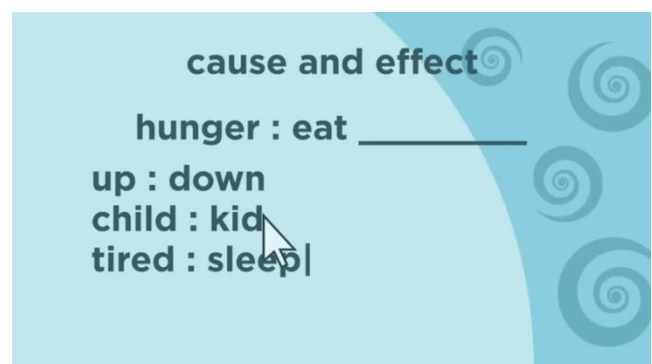
Analogy Types: [1:00] This is Part 2 of the video above.



Analogies [6:39]

This video is a fun and catchy song that teaches students about analogies. It explains analogies, how to use them, and why they are important. It also gives examples of analogies using different word relationships, such as synonyms, antonyms, part to whole, cause and effect, and function and object.

The video also has some colorful animations and illustrations that show the analogies in action. The video is suitable for students of all ages who want to learn about analogies in a fun and engaging way.





Activity #3 Hex

Hex Game Instructions

Goal:

Be the first player to connect your color across the board.

- **Blue (Player 1):** Connect *left to right*.
- **Yellow (Player 2):** Connect *top to bottom*.

How to Play:

1. Click a hexagon to answer the question.
2. Read the question and choose the correct answer.
3. If you're correct, the hexagon changes to your color!
4. Players take turns — Blue goes first.

Winning the Game:

The first player to form an unbroken path of their color wins.
Watch the hexes light up to show the winning path!

Find the Interactive game at Book Units Teacher:

<https://bookunitsteacher.com/vocabulary/analogies.htm>





Activity #4

Word Sort

Analogy Card Sort Activity

Preparation

- Print and cut out the analogy word cards provided.
- Mix the cards and place them in a container or envelope.

Directions

1. Divide students into small groups (3–4 students works best).
2. Give each group a set of cards.
3. Students sort the cards into categories based on word relationships (e.g., synonyms, antonyms, part to whole, cause/effect, item/category).
4. After sorting, groups should explain their reasoning for each category.
5. Optional: Have groups trade sets and check each other's work.

Extension

- Challenge students to create new analogy cards using vocabulary from current units.
- Use sorted cards as a warm-up or exit ticket by asking students to justify one analogy aloud.

Answer Key

hammer: nails :: screwdriver : screws (tool)

ice : fire :: city : country (antonyms)

Model T : Corvette :: baby : adult (age)

day : night :: winter : summer (times)

collie : dog :: motorcycle : vehicle (classification)

wet floor : fall :: texting while driving : car crash (cause/effect)

baby

dog

fire

car crash

hammer

day

**texting while
driving**

fall

motorcycle

screwdriver

country

summer

winter

screws

Model T

vehicle

collie

adult

wet floor

nails

night

city

Corvette

ice



Activity #5
Links on the
Web

Analogy Activities on the Web

If you want to explore more analogy activities on the web, you can check out these websites I found. These websites have different types of analogy games, worksheets, and lessons that you can use to practice and improve your analogy skills. These websites suit 6th and 7th graders who want to challenge themselves with different difficulty levels and word relationships.

- [Analogy Games for Kids](#): This website has a collection of online games to practice analogies. You can choose from categories, such as synonyms, antonyms, part to whole, and cause and effect. You can also adjust the difficulty level and the time limit. You will get instant feedback and a score for each game.
- [Analogy Worksheets](#): This website has a variety of printable worksheets that you can use to practice analogies. You can download the worksheets for free, and they come with answer keys. The worksheets cover several word relationships and have different difficulty levels, from easy to challenging.

Terms of Use

- All rights reserved by Gay Miller.
- This purchase includes a limited license for single classroom use only. You may utilize it for each student you serve.
- You may not upload this product to the Internet or store it in any public retrieval service of any kind outside of using it with your own students.
- No part of the product may be altered for resell or distribution.
- If you have any questions feel free to contact me at teachwithgaymiller@gmail.com.



Do you want to see free lessons similar to this one regularly? If so, sign up for my newsletter [here](#). You will receive a digital Scrabble game when you sign up.



Free Interactive Vocabulary Practice Game for Google Slides

A B C D E F
G H I J K L
M N O P Q R
S T U V W X
Y Z

Movable Tiles

Video Spinner

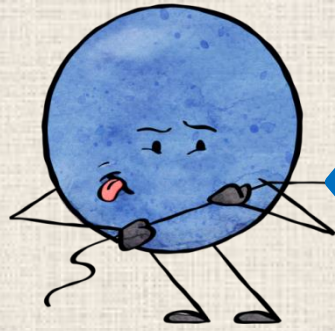
Play with any vocabulary list.

Gay Miller © Book Units Teacher



Credits







[Book Units Teacher Website](#)

[Gay Miller's Teachers Pay Teachers Store](#)

[Pinterest](#)



[YouTube](#)



[Book Units Teacher Blog](#)

