


Using Animated Shorts to Teach Character Traits and Story Details



Broken: Rock, Scissors, Paper

Where to find the Video

Each of these links go to the same video. Multiple links are included since I have no control over individuals removing their video files from the Internet.

[Vimeo](#)

[Youtube](#)

[Youtube](#)

[Youtube](#)

[Dailymotion](#)

Google Slides

***** YOU MUST MAKE A COPY OF This FILE TO YOUR GOOGLE DRIVE BEFORE IT IS EDITABLE. *****

Click here to go to [Google Drive](#).

Student Pages



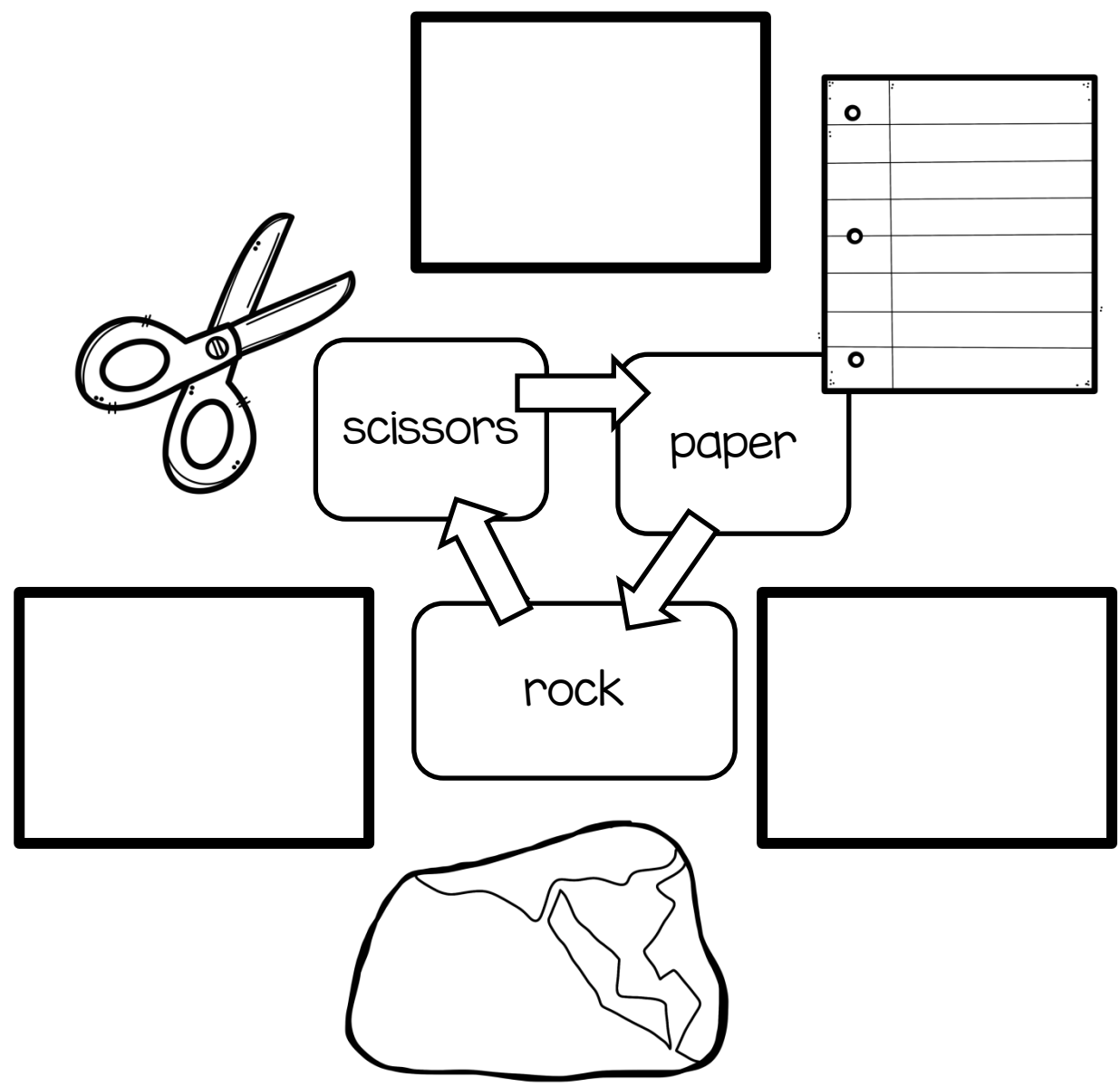
Broken: Rock, Scissors, Paper

List character traits of Rock, Paper, and Scissors.



Broken: Rock, Scissors, Paper


In the boxes, explain the rules to Rock, Scissors, Paper Game.



Explain how Rock, Scissors, and Paper are portrayed in the animated short.

Rock
Paper
Scissors
Why do Rock's hands crumble when he touches Paper?
Why is Rock able to best Scissors?
Why is Paper left unharmed?

Answer Keys



Broken: Rock, Scissors, Paper

List character traits of Rock, Paper, and Scissors.

Rock resembles an ape in shape and the way he walks. When he sees Paper, he is immediately smitten with her.



Paper is a beautiful fairy-like creature. She floats through the air and is able to make flowers bloom with a wave of her arms.



Scissors is the villain in the film. He has sharp pointed facial features and blades for arms. His eyes have a piercing glow that make him appear evil.



When Rock sees Scissors approaching Paper he quickly comes to her rescue. Rock slays Scissors. He perishes because he carries Paper to a beautiful meadow where the sun can heal her slashed skin.

Paper is brave. She tries to fight Scissors but he quickly knocks her away.

Scissors slashes the beautiful trees and flowers to pieces as he moves through the forest for no reason other than to be destructive.

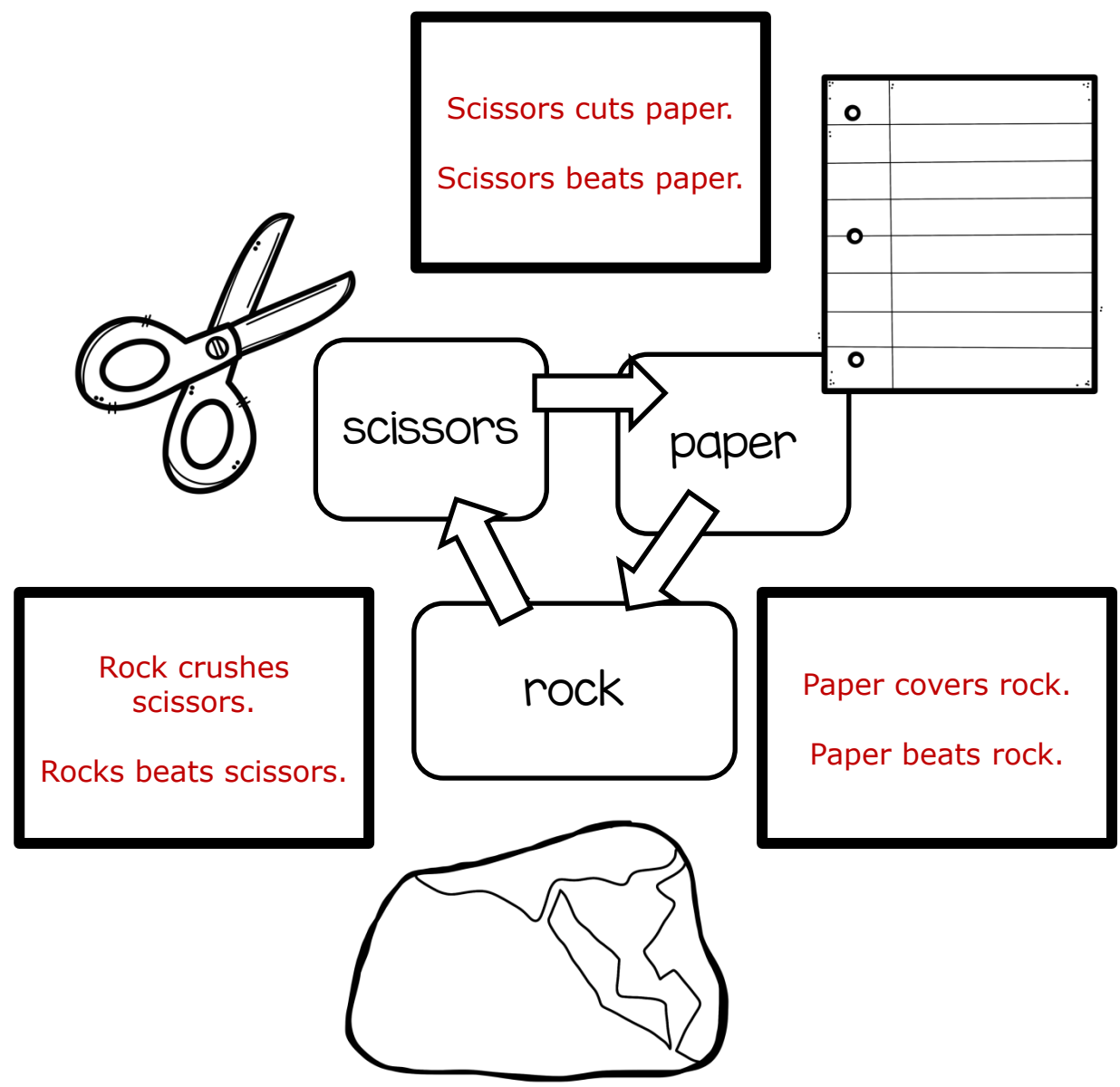
[CCSS.ELA-Literacy.RL.4.3](#) Describe in depth a character, setting, or event in a story or drama, drawing on specific details in the text (e.g., a character's thoughts, words, or actions).

[CCSS.ELA-Literacy.RL.5.3](#) Compare and contrast two or more characters, settings, or events in a story or drama, drawing on specific details in the text (e.g., how characters interact).

[CCSS.ELA-Literacy.RL.6.3](#) Describe how a particular story's or drama's plot unfolds in a series of episodes as well as how the characters respond or change as the plot moves toward a resolution.

Broken: Rock, Scissors, Paper

In the boxes, explain the rules to Rock, Scissors, Paper Game.



Explain how Rock, Paper, and Scissors are portrayed in the animated short.

Rock

Rock is a stone creature. He is reminiscent of the superhero Hulk.

Paper

Paper is a beautiful fairy-like girl. She is small and delicate.

Scissors

Scissors is an evil-looking man with scissor blades for arms. Scissors goes through the forest cutting down all that is beautiful. He resembles Edward Scissorhands.

Why do Rock's hands crumble when he touches Paper?

Paper beats Rock in the game, so when Paper Creature touches Rock Creature, she hurts him.

Why is Rock able to best Scissors?

In the Rock, Scissors, Paper Game; Rock crushes Scissors, therefore Rock Creature is able to beat Scissors Creature in a fight.

Why is Paper left unharmed?

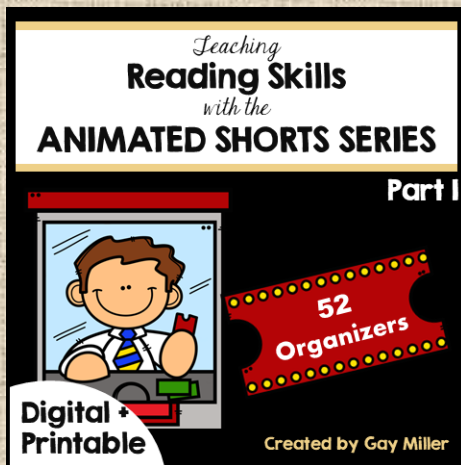
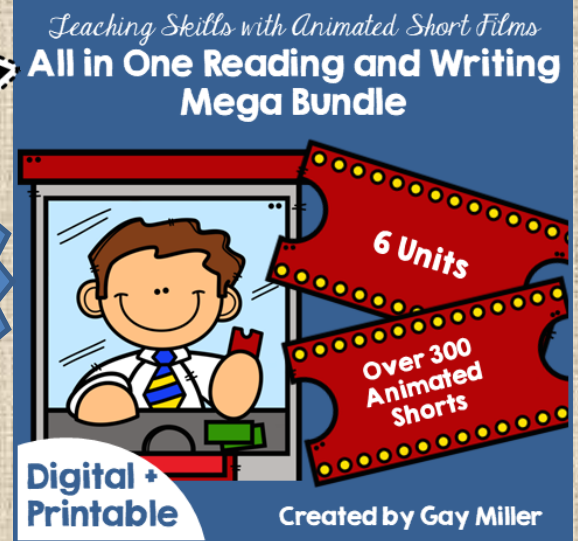
Paper can only be bested by Scissors, and Rock crushes him in a fight before he has the opportunity to reach Paper. Rock crumbles to pieces when he carries Paper to safety leaving Paper all alone.

Terms of Use

- All rights reserved by Gay Miller.
- This purchase includes a limited license for single classroom use only. You may utilize it for each student you serve.
- You may not upload this product to the Internet or store it in any public retrieval service outside the project itself.
- No part of the product may be altered for resell or distribution.
- If you have any questions feel free to contact me at teachwithgaymiller@gmail.com.

Click the covers to go to the individual products.

Get all reading and writing short resources in this one Mega Bundle.



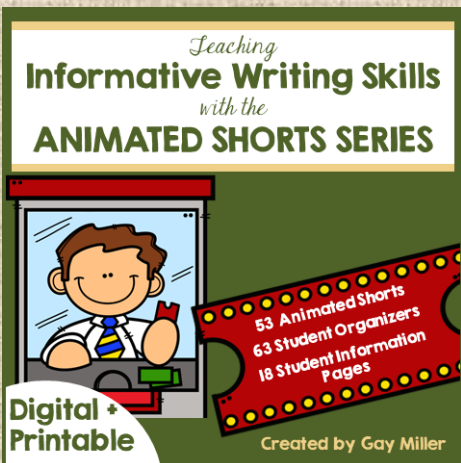

+



+



=



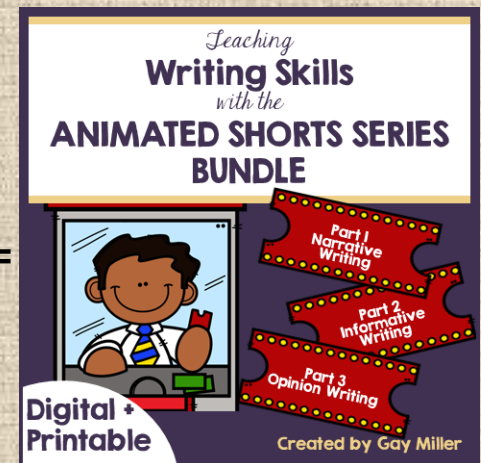
+



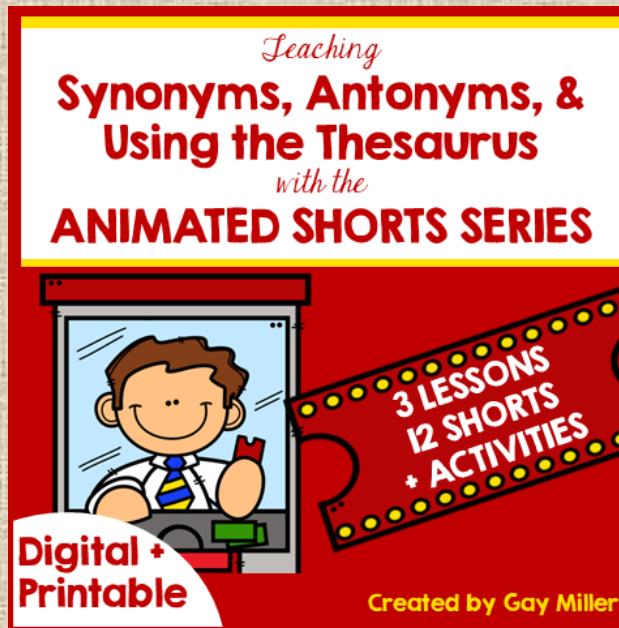
+



=



Teaching with Animated Shorts Minis



Coming out during the 2021-2022 School Year



New for the 2021-2022 School Year

Teaching
Spelling Skills
with the
ANIMATED SHORTS SERIES



PART 1
PLURALS

Digital +
Printable

Created by Gay Miller

Teaching
Spelling Skills
with the
ANIMATED SHORTS SERIES



PART 2
VOWELS

Digital +
Printable

Created by Gay Miller

Teaching
Spelling Skills
with the
ANIMATED SHORTS SERIES



PART 3
SPECIAL VOWELS

Digital +
Printable

Created by Gay Miller

Teaching
Spelling Skills
with the
ANIMATED SHORTS SERIES



PART 4
VOWEL-CONSONANT
PATTERNS

Digital +
Printable

Created by Gay Miller

Teaching
Spelling Skills
with the
ANIMATED SHORTS SERIES



PART 5
R-CONTROLLED
VOWELS

Digital +
Printable

Created by Gay Miller

Teaching
Spelling Skills
with the
ANIMATED SHORTS SERIES



PART 6
SILENT LETTERS

Digital +
Printable

Created by Gay Miller

Teaching
Spelling Skills
with the
ANIMATED SHORTS SERIES



PART 7
ADDING SUFFIXES

Digital +
Printable

Created by Gay Miller

Teaching
Spelling Skills
with the
ANIMATED SHORTS SERIES



PART 8
WORDS FROM
OTHER LANGUAGES

Digital +
Printable

Created by Gay Miller

Teaching
Spelling Skills
with the
ANIMATED SHORTS SERIES
BUNDLE





ALL 8 PARTS

Digital +
Printable

Created by Gay Miller




Credits




Visit me on

<http://www.pinterest.com/lindagaymiller/>



Teachers Pay Teachers

<http://www.teacherspayteachers.com/Store/Gay-Miller>



Visit my website at

<http://bookunitsteacher.com/>

