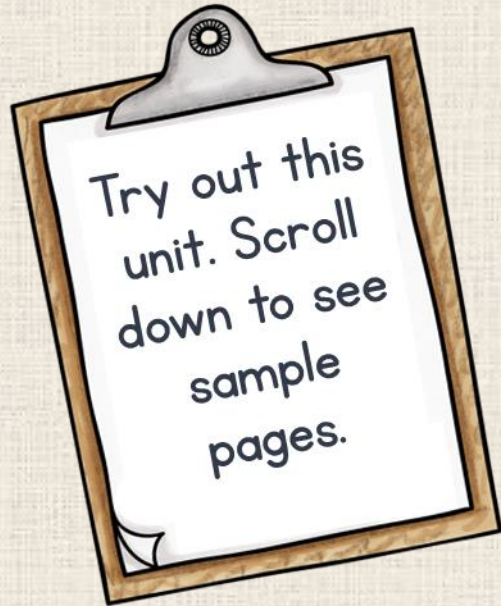


The Whipping Boy

Preview



DIGITAL VOCABULARY

Digital vocabulary practice is provided through Boom Learning Decks.



Chapter 1-2 [defiant and spite]

1. Is **defiant** used correctly in the sentences below?
True or False

_____ Bill is taking a **defiant** stand on going to school on Saturday.

_____ The software is **defiant** with the latest standards.

_____ He spoke **defiantly** against the new classroom rules.

_____ When I asked him for a favor, he was **defiant**.

2. Write a vocabulary word that means boldly resistant or challenging, disobedient, insolent, insubordinate, rebellious, bold

3. Make a new word by adding a suffix to your answer in #2 based on the definition:
_____ in a disobedient manner

4. Make a new word by adding a suffix to your answer in #2 based on the definition:
_____ the state of being disobedient

5. Circle six words in the box that are synonyms or closely related to the word **spite**.

goodwill	ill will	concern
unkindness	support	bad feeling
kindness	meanness	viciousness
care	malice	helpfulness

Page 1



10 COMPREHENSION CHECKS

The Whipping Boy Chapters 1 - 2

1. What was the prince's nick name?

2. Tell about a joke that

3. No one was allowed to

4. Do you feel this was a

Why or why not?

5. Why was the prince u

6. Read the following passage from Chapter 2.

I'll have you tracked down till your tongue hangs out like a red flag!

What does the author most likely mean by this passage?

- The way Jemmy's tongue hangs out of his mouth looks like a flag.
- Jemmy will be running so hard his tongue will hang out as he catches his breath.
- Jemmy will get so tired while running away from Prince Brat that he will wave a flag of surrender.

Answer Keys for Lesson 1

Comprehension Questions

Chapters 1-2

- Prince Brat
- Prince Brat tied everyone's powdered wig to the back of his/her chair.
- spank - whipping
- Answers will vary
- Prince Brat wanted the whipping boy to yowl when he was spanked.
- B
- B
- A

Constructed Response

Prince Brat	Both	Jemmy
*rich	*unhappy	*poor
*spoiled		*brave (doesn't cry out)
*no consequences for his actions		*wants to go back home

Skill Practice - Prefix Review

base word	dis-	non-	re-	un-
read			re-read	un-read
use	disuse	nonuse	reuse	
agree	disagree			unsafe
safe				unlike
like	dislike			unplug
plug		nonstop		unstop
stop				

Prince Brat was always playing jokes on the people at the castle. He worked **nonstop** to devise tricks that would upset the guests. He would never **reuse** the same tricks. The guests in the palace began to **dislike** the young prince because they did not like having tricks played on them.

Prince Horace and Jemmy would often **disagree** about Jemmy's behavior during the whipping. The prince wanted Jemmy to howl, but Jemmy refused to utter a sound.

The Prince would not study the lessons the tutor assigned to him. He left all his textbooks **unread**. His books would even grow dusty from their **disuse**. Jemmy, on the other hand would **reread** the lessons until he learned to read, write, and do sums.

Read the following passage from Chapter 2.

I'll have you tracked down till your tongue hangs out like a red flag!

What does the author most likely mean by this passage?

Jemmy will get so tired while running away from Prince Brat that he will wave a flag of surrender.

The way Jemmy's tongue hangs out of his mouth looks like a flag.

Jemmy will be running so hard his tongue will hang out as he catches his breath.

15 CONSTRUCTED WRITING PROMPTS

Chapters 1-2 ~ Constructed Response - Comparing Characters

Common Core RL.1
analysis of text & inferences
Compare Prince Brat to the Whipping Boy. How are the two boys alike? How are the two boys different?

Prince Brat	Similarities	Jemmy, the Whipping Boy

Chapters 1-2 ~ Constructed Response - Comparing Characters

Compare Prince Brat to the Whipping Boy. How are the two boys alike? How are the two boys different?

Prince Brat	Similarities	Jemmy, the Whipping Boy

Page | 181 Unit Created by Gay Miller

Chapters 1-2 ~ Constructed Response - Comparing Characters

Compare Prince Brat to the Whipping Boy. How are the two boys alike? How are the two boys different?.

Prince Brat	Similarities	Jemmy, the Whipping Boy
Type answer here.	Type answer here.	Type answer here.

© Gay Miller

with and
without
CCSS





The quality of this unit is AMAZING! It is everything described and more; well organized, practical, and I anticipate that my students will enjoy it as they learn the core standards. I can't wait to begin!

- Mala M.



This resource has more than what you need. It has everything from vocabulary to comprehension questions to graphic organizers to lessons on figurative language. It has more than you will probably be able to use. Very much worth the price. Thank you.

- Elyse D.



I loved this ready to go resource. I had a sub for the week and chose this because it was a quick read read and this aligned perfectly to what I needed. This resource was great! Just print and go!

— Michelle L.



I love the wide range of activities offered within this resource! It has tremendously cut down on my lesson planning. The vocabulary book is my favorite part of the resource. I'm always looking for a variety of ways to target vocabulary.

- Brooke C.



This resource was helpful to me as I assign books for my child who is homeschooled. There were several activities to choose from, and the questions appear comprehensive.

— Taryn H.



Thank you so much for all of the work that has been incorporated into this novel study. The inclusion of standards was very helpful for my planning. The activities were varied and engaged my students.

- Dawn M.

SAMPLE SKILL LESSON

Teacher Information

Organizers

Skill Lessons - Prefixes and Suffixes

Lesson Goals

- Define meanings of prefixes and suffixes.
- To figure out the meanings of unfamiliar words by breaking down the parts.
- Apply your knowledge to make new words which contain prefixes and suffixes.

Skill

Reading Standards: Foundational Skills (K-5) Phonics and Word Recognition

Grade 3	Grade 4	Grade 5
3. Know and apply grade-level phonics and word analysis skills in decoding words.	3. Know and apply grade-	3. Know and apply grade-

a. Identify and know the meaning of the most common prefixes and derivational suffixes.
 b. Decode words with common Latin suffixes.
 c. Decode multisyllable words.
 d. Read grade-appropriate irregularly spelled words.

Assessment

At the end of this lesson, you will

Essential Questions

How can I figure out the meaning

The Lessons

- Create an organizer to help
- Create flash cards with pr
- Review prefixes and suffix
- Practice using new prefixe
- Group writing activity
- Game Practice
- Create a Bulletin Board



Activity 1 - Create Organizer

Go over the following definitions and examples while students create an interactive organizer explaining the vocabulary words used in this unit.

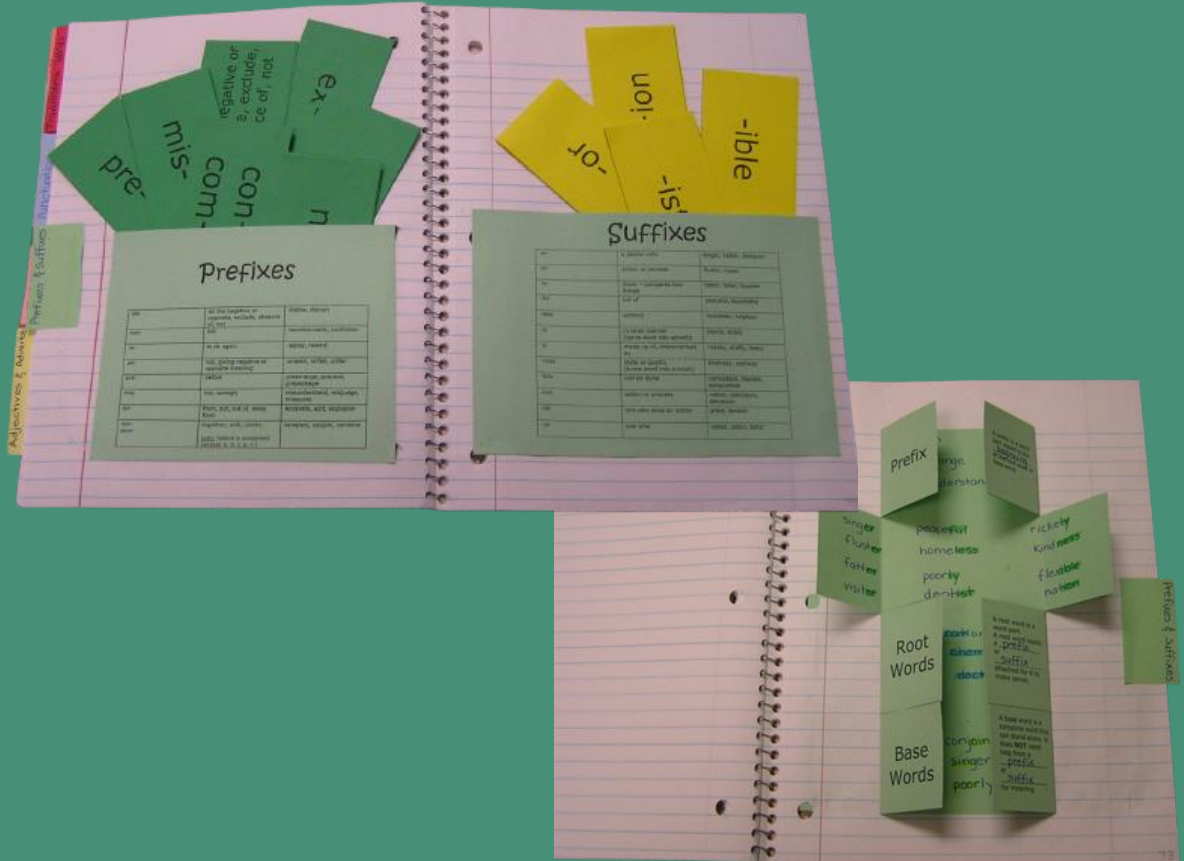


Use these cards in the following ways:

- as response cards to help the students recall the meanings
- Write a base word or root word and have students hold up a prefix or suffix that may be added to the word. Discuss meanings.

Pockets are available for storing these cards in student organizers.

Four worksheets may be printed for practice.



SAMPLE SKILL LESSON

Practice

Third Grade Prefixes

dis-	non-	re-	un-
disagree	nondescript	rebound	unabridged
disappear	nonfiction	rebuild	unfair
disassemble	nonsense	rewind	unfriendly
disarrange	nonabsorbent	rearrange	unavoidable
disfavor	nonmagnetic	rename	unnecessary
disrespect	nonliving	recook	undecided
dishonest	nonslippery	reheat	unsolved
discontent	nonsmoker	repackage	unopposed
disabuse	nonwashable	reselect	unframed
disillusion	nonexistent	redo	undisturbed
disobey	nonexplosive	refix	unorganized
dismount	nonmoving	recolor	unpatriotic
displease	nontoxic	rediscover	unshaken
disloyal	nonreturnable	reinvent	unmotivated
disrepair	nonrefundable	recover	unmerited

Have students use Wordle <http://www.wordle.net/> to make word clouds. For the one below the prefixes were typed in three times and twelve words were added.



Skill Practice - Prefix Review

dis-	do the negative or opposite, exclude, absence of, not	dislike, disown
non-	not	nonreturnable, nonfiction
re-	to do again	replay, rewind
un-	not, giving negative or opposite meaning	unseen, unfelt, unfair

Instructions: Make as many **real words** as possible by adding the prefixes dis-, non-, re-, or un- to the beginning of the words.

base word	dis-	non-	re-	un-
read				
use				
agree				
safe				
like				
plug				
stop				

Use the words from the chart to fill in the blanks in the following sentences.

Prince Brat was always playing jokes on the people at the castle. He worked _____ to devise tricks that would upset the guests.

He would never _____ the same tricks. The guests in the _____ palace _____ began to _____ the young prince because they did not like having tricks played on them.


Prince Horace and Jenny would often _____ about Jenny's behavior during the whipping. The prince wanted Jenny to howl, but Jenny refused to utter a sound.

The Prince would not study the lessons the tutor assigned to him. He left all his textbooks _____. His books would even grow dusty from their _____. Jenny, on the other hand, would _____ the lessons until he learned to read, write, and do sums.



I really liked the different 'art' projects that were worked into each of the lessons. I also really liked the focus on vocabulary and the prefix/suffix work.

- Holly C.



What are Boom Cards?

Boom Cards are digital task cards that students play on the Boom Learning Website.

They...

- ✓ are fully digital – require no printing, paper, ink, etc.
- ✓ may be used on all modern browsers
- ✓ are played on devices connected to the Internet
- ✓ can be used for student practice at no cost to you

When you purchase this novel study from TPT, you will receive special links to these Boom Cards. When you click on one of these links, you will be asked to sign into your account or create a free account at the Boom Learning Website. The special links in the paid resource let the Boom Learning site know you have purchased the deck. When you click the link, Boom Learning sends the Boom Deck to your Boom Library, so your students can access them. Students can play for free or data will be tracked for you with the Boom Learning Paid Subscription.

[Click here for a playable preview on Boom Learning.](#)



BOOM LEARNING DECKS

Is **defiantly** used correctly in this sentence?

He spoke **defiantly** against the new classroom rules.



NO

YES

Drag the synonyms of **spite** to the synonym box and the antonyms of **spite** to the antonym box.

Synonym

Antonyms

bad feeling

support

concern

ill will

goodwill

unkindness

No one was allowed to

the prince, so Jemmy was brought to the castle to be

the boy.



Type a new word by adding a suffix to **defiant** based on the definitions provided.



in a disobedient manner

the state of being disobedient

Is **defiant** used correctly in this sentence?

The software is **defiant** with the latest standards.



YES

NO

Read the following passage from Chapter 2.

I'll have you tracked down till your tongue hangs out like a red flag!

What does the author most likely mean by this passage?


Jemmy will get so tired while running away from Prince Brat that he will wave a flag of surrender.

The way Jemmy's tongue hangs out of his mouth looks like a flag.

Jemmy will be running so hard his tongue will hang out as he catches his breath.

The Whipping Boy

Novel Study



Created by Gay Miller





**Thank you for
downloading this novel
study sample.**

**On the next pages, you will find the following pages
from the unit including:**

- **Table of Contents for the Digital + Printable Version**
- **Lesson Plans at a Glance for the Full Unit**

FREE SAMPLE PAGES

**The First Reading Selection plus Answer Keys
(These pages are found in all versions of this unit.)**

- **Vocabulary Practice**
- **Comprehension Questions**
- **Constructed Response Writing Prompt
(with and without the Common Core
Standards)**



**Are you wondering what other novel
studies I have available? You can see
the complete list [here](#).**

The Whipping Boy Table of Contents

Lesson Plans at a Glance	5
Links to Digital Files	6
Teacher Information	12
Vocabulary List	15
Additional Vocabulary List	21
Vocabulary Bookmarks	23
Vocabulary Word Cards	25
Vocabulary Booklet	29
Vocabulary Booklet Answer Key	41
<hr/>	
Lesson 1 - Chapters 1-2	48
Comprehension Questions	49
Constructed Response – Comparing Characters	51
Language Arts Lesson 1 – Review Prefixes	53
Activity – banner	63
Answer Keys for Lesson 1	66
<hr/>	
Lesson 2 - Chapters 3-4	67
Comprehension Questions	68
Constructed Response – Setting	69
Lesson 2 – Prefixes	70
Activity – berry ink	73
Answer Keys for Lesson 2	74
<hr/>	
Lesson 3 - Chapters 5-6	75
Comprehension Questions	76
Constructed Response – Figurative Language	77
Lesson 3 – Review Prefixes	96
Activity – sword	100
Answer Keys for Lesson 3	101
<hr/>	
Lesson 4 - Chapters 7-8	102
Comprehension Questions	103
Constructed Response – Course of Action	104
Lesson 4 – Suffixes	105
Activity – mock stained glass	108
Answer Keys for Lesson 4	109
<hr/>	
Lesson 5 - Chapters 9-10	110
Comprehension Questions	111
Constructed Response – Elements of Fairy Tales	112
Lesson 5 – Creating words with Prefixes & Suffixes	113
Answer Keys for Lesson 5	116

Lesson 6 - Chapters 11-12	117
Comprehension Questions	118
Lesson 6 – Constructed Response – Summary with Words Containing Prefixes and Suffixes [Note: The Constructed Response question and the prefix/suffix activity are combined into one activity in this lesson.]	119
Answer Keys for Lesson 6	127
Lesson 7 - Chapters 13-14	128
Comprehension Questions	129
Constructed Response – Figurative Language	130
Lesson 7 – Team Work (Combining Summaries)	132
Activity – Pomander Balls	133
Answer Keys for Lesson 7	134
Lesson 8 - Chapters 15-16	135
Comprehension Questions	136
Constructed Response – Problems and Solutions	137
Lesson 1 – Building s Word	138
Answer Keys for Lesson 8	141
Lesson 9 - Chapters 17-18	142
Comprehension Questions	143
Constructed Response – Summarizing	144
Lesson 9 – Prefix and Suffix Game	146
Activity – castle cake	150
Answer Keys for Lesson 9	151
Lesson 10 - Chapters 19-20	152
Comprehension Questions	153
Constructed Response – Character Change ~ Prince Brat vs. Horace	154
Characters	155
Lesson 10 – Flip Chart and Bulletin Board	156
Answer Keys for Lesson 10	158
Additional Activities	159
Vocabulary Test	160
Prefixes and Suffixes Test	161
Writing Project with Prefixes and Suffixes	163
Comparing the Movie and the Book	165
List of Figurative Language from <i>The Whipping Boy</i>	167
Wanted Poster	171
The History Behind Whipping Boys	173
Common Core Alignment to Prefixes and Suffixes Lessons	175
Student Packet without CCSS	178
Credits	234

Lesson Plans at a Glance for The Whipping Boy

	Vocabulary	Vocabulary Practice Book	Reading & Comprehension Questions	Skills	Optional Activities	Extra Activities
Day 1	defiant spite	Page 1	Chapter 1-2	Review Prefixes	banner	
Day 2	astonish bellow	Page 2	Chapter 3-4	New Prefixes	berry ink and a scroll	
Day 3	exploit hospitality	Page 3	Chapter 5-6	Review Suffixes	sword	Watch first half of Cover-to-Cover (PBS show where the host draws a scene from a book while it is being read)
Day 4	flummox respect	Page 4	Chapter 7-8	New Suffixes	mocked stained glass	
Day 5	contemplate pretense	Page 5 Page 6 (Review)	Chapter 9-10	Flash Card Activity		
Day 6	mulish ruffian	Page 7	Chapter 11-12	Story Summaries with Affixes		
Day 7	foliage resent	Page 8	Chapter 13-14	Group Summary Writing Activity	pomander ball	
Day 8	recede gird	Page 9	Chapter 15-16	Building Words Worksheets		
Day 9	rein in treason	Page 10	Chapter 17-18	Game with Affixes and Roots	castle cake	Watch second half of Cover-to-Cover (PBS show where the host draws a scene from a book while it is being read) p. 56-61 is read
Day 10	audible notorious	Page 11 Page 12 (Review)	Chapter 19-20	Bulletin Board		
	Vocabulary Test			Test		Watch movie version

Review

Fill in each blank space with the missing word or definition.

1. recede _____

-
2. _____ feel or show crossness or anger at (a person, act, remark, etc.) from a sense of injury or insult; begrudge, feel bitter about, have hard feelings, offense

-
3. _____ of or like a mule, as being very stubborn, obstinate, or intractable; defiant, headstrong, willful, pig-headed

-
4. astonish _____

-
5. _____ honor to an admired position; proper acceptance or courtesy; acknowledgment; value, esteem, show consideration for

Chapters 1-2 [defiant and spite]

1. Is **defiant** used correctly in the sentences below? True or False

_____ *Bill is taking a **defiant** stand on going to school on Saturday.*

_____ The software is **defiant** with the latest standards.

_____ He spoke **defiantly** against the new classroom rules.

_____ When I asked him for a favor, he was **defiant**.



2. Write a vocabulary word that means boldly resistant or challenging, disobedient, insolent, insubordinate, rebellious, bold

3. Make a new word by adding a suffix to your answer in #2 based on the definition.

- _____ in a disobedient manner
4. Make a new word by adding a suffix to your answer in #2 based on the definition.

_____ the state of being disobedient



5. Circle six words in the box that are synonyms or closely related to the word **spite**.

goodwill	ill will	concern
unkindness	support	bad feeling
kindness	meanness	viciousness
care	malice	helpfulness

Review

Fill in each blank space with the missing word or definition.

1. recede to go or move away

2. recent feel or show crossness or anger at (a person, act, remark, etc.) from a sense of injury or insult; begrudge, feel bitter about, have hard feelings, offense

3. mulish of or like a mule, as being very stubborn, obstinate, or intractable; defiant, headstrong, willful, pig-headed

4. astonish to fill with sudden and overpowering surprise or wonder

5. respect honor to an admired position; proper acceptance or courtesy; acknowledgment; value, esteem, show consideration for

Chapters 1-2 [defiant and spite]

1. Is **defiant** used correctly in the sentences below? True or False

 T Bill is taking a **defiant** stand on going to school on Saturday.

 F The software is **defiant** with the latest standards.

 T He spoke **defiantly** against the new classroom rules.

 T When I asked him for a favor, he was **defiant**.

2. Write a vocabulary word that means boldly resistant or challenging, disobedient, insolent, insubordinate, rebellious, bold

 defiant

3. Make a new word by adding a suffix to your answer in #2 based on the definition.

 defiantly

in a disobedient manner

4. Make a new word by adding a suffix to your answer in #2 based on the definition.

 defiantness

the state of being disobedient

5. Circle six words in the box that are synonyms or closely related to the word **spite**.

goodwill	ill will	concern
unkindness	support	bad feeling
kindness	meanness	viciousness
care	malice	helpfulness

The Whipping Boy

Chapters 1 - 2

1. What was the prince's nick name?

2. Tell about a joke that the prince played.

3. No one was allowed to _____ the prince, so Jemmy was brought to the castle to be the _____ boy.

4. Do you feel this was a fair way to punish the prince? _____

Why or why not?


5. Why was the prince unhappy with the whipping boy?

6. Read the following passage from Chapter 2.

I'll have you tracked down till your tongue hangs out like a red flag!

What does the author most likely mean by this passage?

- a. The way Jemmy's tongue hangs out of his mouth looks like a flag.
 - b. Jemmy will be running so hard his tongue will hang out as he catches his breath.
 - c. Jemmy will get so tired while running away from Prince Brat that he will wave a flag of surrender.
7. The main idea of Chapter 1 was:
- a. The king held many feasts in the castle. At these feasts the men and ladies wore powdered wigs.
 - b. Prince Brat played many pranks around the castle, and he was punished by spanking the whipping boy.
 - c. The guards protected the castle and ran errands for the king.
8. The main idea of Chapter 2 was:
- a. The tutor taught Jemmy how to read, write and do sums while Prince Brat learned nothing.
 - b. The tutor beat the whipping boy like a carpet.
 - c. Prince Brat could always get someone to read for him.



Chapters 1-2 ~ Constructed Response - Comparing Characters

Common Core RL.1
analysis of text & inferences

Compare Prince Brat to the Whipping Boy. How are the two boys alike? How are the two boys different?

Prince Brat

Similarities

Jemmy, the Whipping Boy

A large rectangular area with a decorative border of a repeating yellow and black zigzag pattern. The interior is filled with horizontal lines for writing. At the bottom left and right corners, there are line drawings of a boy and a girl, respectively, both wearing winter coats and boots. Between these two characters, there are several horizontal lines for writing.



Answer Keys for Lesson 1

Comprehension Questions

Chapters 1-2

1. Prince Brat
2. Prince Brat tied everyone's powdered wig to the back of his/her chair.
3. spank – whipping
4. Answers will vary
5. Prince Brat wanted the whipping boy to yowl when he was spanked.
6. B
7. B
8. A

Constructed Response

Prince Brat

*rich

*spoiled

*no consequences for his actions

Both

*unhappy

Jemmy

*poor

*brave (doesn't cry out)

*wants to go back home

Addendum


Student Packet without Common Core State Standards

Important Update

Originally 46 states adopted the Common Core State Standards. Many teachers have commented that they love having the standards on pages with constructed response writing prompts for accountability reasons. Now educational trends are changing. Many states have repealed Common Core and adopted their own state standards. To meet the needs of teachers both using and not using Common Core Standards, I have opted to provide the writing questions both with and without standards. Look at the addendum at the end of this unit for more details and the printable student packet without teaching standards.



To make creating a printable student packet easier, the comprehension and constructed response questions are both included in this section.



The Whipping Boy

Chapters 1 - 2

1. What was the prince's nick name?

2. Tell about a joke that the prince played.

3. No one was allowed to _____ the prince, so Jemmy was brought to the castle to be the _____ boy.

4. Do you feel this was a fair way to punish the prince? _____

Why or why not?


5. Why was the prince unhappy with the whipping boy?

6. Read the following passage from Chapter 2.

I'll have you tracked down till your tongue hangs out like a red flag!

What does the author most likely mean by this passage?

- a. The way Jemmy's tongue hangs out of his mouth looks like a flag.
 - b. Jemmy will be running so hard his tongue will hang out as he catches his breath.
 - c. Jemmy will get so tired while running away from Prince Brat that he will wave a flag of surrender.
7. The main idea of Chapter 1 was:
- a. The king held many feasts in the castle. At these feasts the men and ladies wore powdered wigs.
 - b. Prince Brat played many pranks around the castle, and he was punished by spanking the whipping boy.
 - c. The guards protected the castle and ran errands for the king.
8. The main idea of Chapter 2 was:
- a. The tutor taught Jemmy how to read, write and do sums while Prince Brat learned nothing.
 - b. The tutor beat the whipping boy like a carpet.
 - c. Prince Brat could always get someone to read for him.



Chapters 1-2 ~ Constructed Response - Comparing Characters

Compare Prince Brat to the Whipping Boy. How are the two boys alike? How are the two boys different?

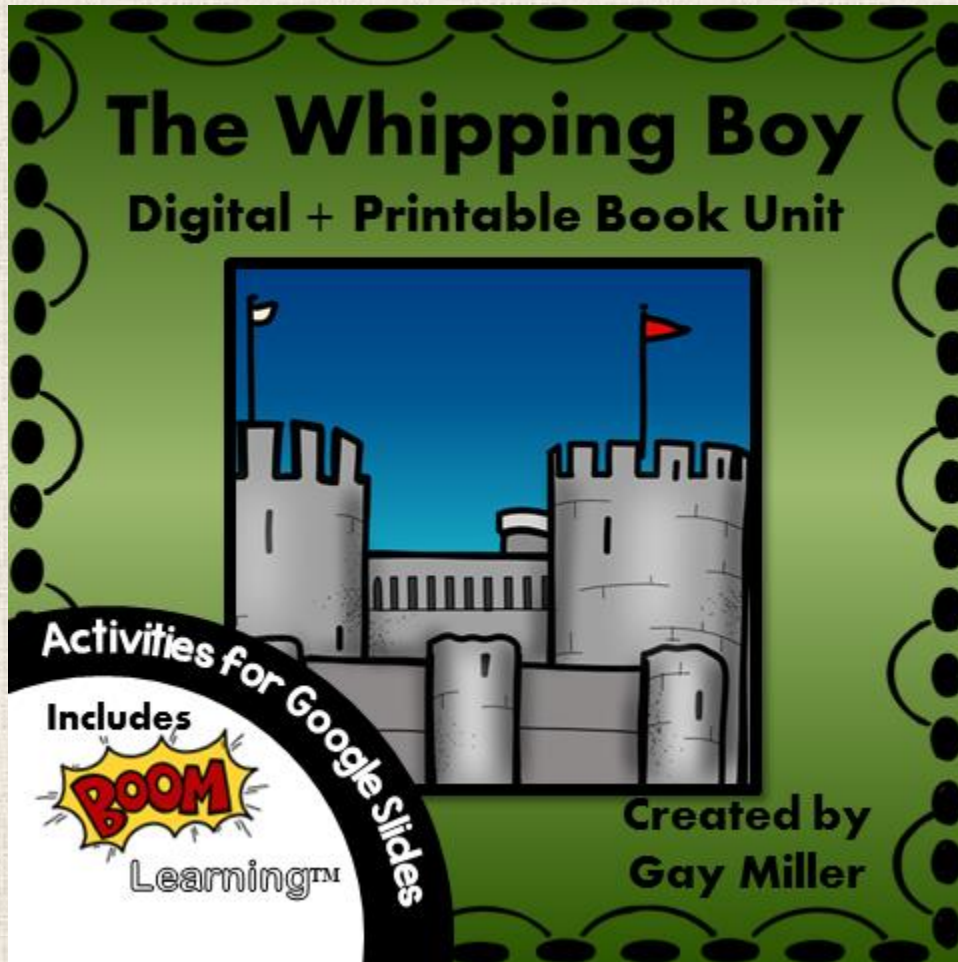
Prince Brat

Similarities

Jemmy, the Whipping Boy

A large rectangular area with a decorative border of alternating black and yellow zig-zag lines. The interior is filled with horizontal lines for writing. At the bottom left is a line drawing of a boy with short hair, wearing a double-breasted jacket and boots. At the bottom right is a line drawing of a girl with short, wavy hair, wearing a double-breasted jacket and boots. Between these two drawings is a set of horizontal lines for writing.

Click here to get the
digital + printable unit.



Terms of Use

- All rights reserved by Gay Miller.
- This purchase includes a limited license for single classroom use only. You may utilize it for each student you serve.



Product Don'ts

- You may not upload this product to the Internet or store it in any public retrieval service of any kind outside of using it with your own students.
- No part of the product may be altered for resell or distribution.
- If you have any questions feel free to contact me at teachwithgaymiller@gmail.com.

Credits



[Pinterest](#)

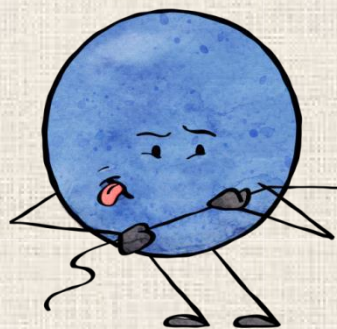


[Book Units Teacher Blog](#)

[Gay Miller's
Teachers Pay Teachers Store](#)



[YouTube](#)



[Book Units Teacher Website](#)



Check out my new [YouTube](#) channel.