

# The Sign of the Beaver Book Unit



Do you need additional teaching resources? Check out [The Sign of the Beaver Book Unit](#) on Teachers pay Teachers.

**Chapters 4-8 - Constructive Response - Comparing Characters**  
 Compare Matt and Atean in appearance and personality.

**Matt:** *He has a white shirt, brown pants, and brown shoes. He has a book under his arm.*

**Atean:** *He has a brown tunic, a necklace, and moccasins. He has a bow and arrow.*

How are Matt and Atean alike?  
 Both are young boys.  
 Both are in a forest.

How are Matt and Atean different?  
 Matt is a white boy, Atean is a Native American boy.

**Chapters 1-3 (read and prepared)**

1. Circle six words in the box that are synonyms of **helpful**.

useful	unhelpful	improvement
helpful	positive	concrete
help	negative	improvers
reconstruct	improves	sure

2. **Use helpful** used correctly in the sentence below.  
 The girl's **helpful** expression on the face about seeing the signs.  
 The boy **helpful** has showed the secret of the sign.

3. Fill in the blank with synonyms for **preparation**.

preparation

Page 1

**Summaries**

Chapter 1: Matt is a white boy who is sent to live with the Native American boy Atean in a forest.

Chapter 2: Matt and Atean are in a forest. Atean shows Matt the signs of the forest.

Chapter 3: Matt and Atean are in a forest. Atean shows Matt the signs of the forest.

**The Sign of the Beaver - Chapters 1-3**

1. **Read the first sentence of Chapter 1.**  
 Matt was a white boy who was sent to live with the Native American boy Atean in a forest.

2. **Read the first sentence of Chapter 2.**  
 Matt and Atean were in a forest. Atean showed Matt the signs of the forest.

3. **Read the first sentence of Chapter 3.**  
 Matt and Atean were in a forest. Atean showed Matt the signs of the forest.

**Break down the article.**

Topic Sentence

Detail Sentences



Transition Words

Conclusion

Summarizing a Factual Passage

# Instructions

Both color and blackline versions of the characters are provided. Answer keys are provided on the pages with the color version of the characters.






1. Print characters.
2. Have students cut out the character and tabs as one piece.
3. Have students write about the characters in the boxes before cutting out the boxes.
4. Glue the characters onto the boxes as shown. (See both options for assembling the characters and boxes.)
5. Have students color the characters.
6. Students glue the characters onto two adjacent pages of their interactive notebooks. [Note: These may also be used in a lapbook.]



Option #1  
Glue characters at the bottom of the boxes, so figures will be visible when folded up for storage.

Option #2  
Glue characters at the top of the boxes. Information is easier to read, but the backs of the figures will be visible when folded up for storage.

# The Finished Project



If you need additional teaching materials for *The Sign of the Beaver*, you might wish to check out [The Sign of the Beaver Book Unit](#) at Teachers Pay Teachers.



Matthew Hallowell

Lined writing area for Matthew Hallowell.

Ben

Lined writing area for Ben.

Attean

Lined writing area for Attean.

Saknis

Lined writing area for Saknis.




## Matthew Hallowell

- settler
- 12 at the beginning of the book/turns 13
- uses a rifle to hunt
- knows how to read
- can't hunt animals after he "loses" his rifle



## Ben

- scoundrel
- takes advantage of Matt's kindness by stealing his rifle and running off during the middle of the night





## Attean

- member of Penobscots
- 14 years old
- heavy black hair to his shoulders
- black eyes
- wears breechcloth
- greases his body to keep mosquitos away
- uses a bow and arrows to hunt
- doesn't want to learn how to read
- makes his own tools



## Saknis

- chief of Penobscots
- Attean's grandfather
- He and his tribe detest "white man" after they slaughtered Attean's father and mother.
- wants Matt to teach Attean how to read so he won't be tricked by the settler's treaties



Penobscot Boys

---

---

---

---

---

---

---

---

---

---

---

---

Mr. Hallowell

---

---

---

---

---

---

---

---

---

---

---

---

Marie

---

---

---

---

---

---

---

---

---

---

---

---

Attean's  
Grandmother

---

---

---

---

---

---

---


---

---

---

---

---




### Penobscot Boys

- brought up to hate settlers
- tests Matt's bravery during a rough ball game




### Mr. Hallowell

- Matt's dad
- leaves Matt at the homestead in the Maine woods to go back to fetch Matt's mother and sister
- Although Matt's dad is not around for most of the story, his advice guides Matt's actions.



### Marie

- Attean's sister
- Attean doesn't think highly of his sister because she is just a girl
- goes with Matt to free Attean's dog after he is caught in a trap
- She reminds Matt of his sister Sarah. Matt wishes the two could meet.



### Attean's Grandmother

- doesn't want to get to know the settlers since her daughter was slaughtered by them
- sends Matt to an abandoned wigwam instead of welcoming him into her home after the Beaver clan's celebration for killing the bear
- warms up to Matt when he risks endangering himself for Attean's dog

[Full Version of  
The Sign of  
the Beaver](#)

Clipart



Visit me  
on  
Pinterest  
at

[http://www.pint  
erest.com/linda  
gaymiller/](http://www.pinterest.com/lindagaymiller/)

Teachers  
Pay  
Teachers

[http://www.teache  
rspayteachers.com  
/Store/Gay-Miller](http://www.teacherspayteachers.com/Store/Gay-Miller)

Visit my  
website at  
[http://bookunitste  
acher.com/](http://bookunitsteacher.com/)