



Prefix Game



Prefix Game Instructions

The game may be played by two to four players.

Instructions for Making the Games


- Print the game boards, word cards, and answer keys onto heavy weight paper.
- Laminate for repeated use.

Instructions for Playing the Games

- Players determine who goes first with the roll of a dice.
- During a play, the player draws a card. The player must then look at the prefixes on the trail game and move his/her marker to the first space on the trail that forms a real word by adding the prefix from the game board to the root word that is on the card.
- If a player reaches the last few spaces of the trail and a real word cannot be formed, the player must wait and try again during his/her next turn.
- The first player to reach the finish line is the winner.

Answer Key

com-/con-	uni-	ex-
combine	unicycle	exceed
command	uniform	exclusive
commend	universe	exhale
compete	unify	explosion
community	unilateral	exterminate
companion	unique	extract
company	unison	extrude
compact	unicorn	excerpt
commune	university	exclude
compare	unified	expire
communicate	unicolor	exception
compress	unicellular	extinguish
complete		extra
composition		extreme
concord		extent
condemn		exterior
condescend		extravagant
confide		expect
conserve		expense
construct		experiment
concoct		expiration
confer		expert
conductor		expedition
congregate		expression
contract		
connect		



bine

mand

mend

pete

munity

panion

pany

pact

mune

pare

municate

press

plete

position

cord

demn

descend

fide

serve

struct

coct

fer

ductor

gregate

cycle

form

verse

fy

lateral

que

son

versity

fied

color

cellular

corn

ceed

clusive

hale

plosion

terminate

tract

trude

cerpt

clude

pire

ception

tinguish

pedition

tr

treme

tent

terior

travagant

pect

pense

periment

piration

pression

pert

Visit my Teachers Pay Teachers Store at
<https://www.teacherspayteachers.com/Store/Gay-Miller>

Visit my website at
<http://bookunitsteacher.com/>

Visit me on Pinterest at
<http://www.pinterest.com/lindagaymiller/>

Clipart Credits

