

# Harry Potter Activities

Movie Trailer Writing Prompts


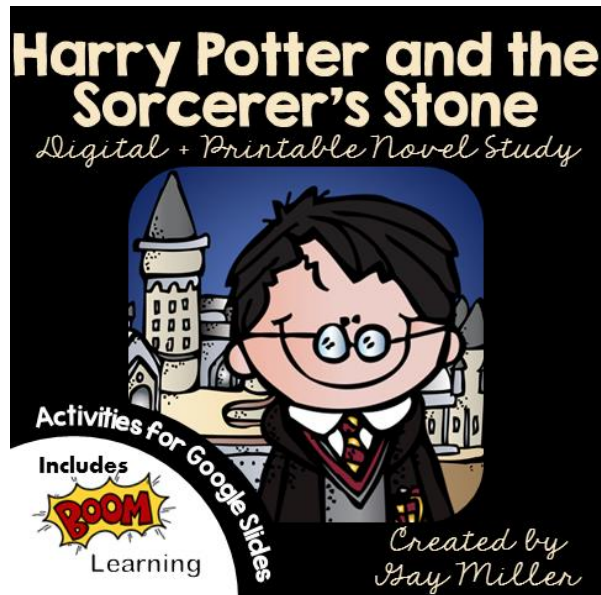
Magic Wands

Bertie Bott's Beans Math

Sorting Hat

Wizard Object Puzzle

Links to Great Resources on the Web



# Movie Trailer

Show the movie trailer as a hook to reading the novel or to elicit creative writing responses.

## Writing Prompt Examples:

What mood does the music create?

Describe Hogwarts. Be sure to include vivid imagery.


What emotions does Harry most likely feel when the broom flies into his hand? How does Neville Longbottom feel when he takes off on the broom?

Describe how Dumbledore's speech foreshadows events that are likely to take place?

Explain the humor behind Hermione's and Ron's words...

Hermione - "I'm going to bed before either of you come up with another clever idea to get us killed -- or worse, expelled."

Ron - "She needs to sort out her priorities."



# Magic Wands

Ideas for making wands are all over the Internet. You can get some great results by using a hot glue gun to 'paint' stripes and other shapes on a pencil. Then paint over the glue-covered pencil with brown, gold, and silver paint.

Our wands were created using dowels decorated with star-shaped stickers, beads, feathers, ribbon, and sequins. These wands were assembled with colored duct tape.





# Bertie Bott's Every Flavor Beans Activities



When *Harry Potter and the Sorcerer's Stone* came out on the big screen, you could purchase Bertie Bott's Beans at reasonable prices. Now you can find them on Amazon, but the cost has skyrocketed. A class set of 24 boxes (each with 20 Jelly Belly Beans) will cost between \$40 to \$60. YIKES! Not many teachers can afford this.

Because of the extremely high cost, I started using regular jelly beans. I didn't tell the students that the strange flavors weren't included. They didn't seem to notice. Some even imagined they were eating strange flavored beans. Luckily, I saved the cloth sack with the drawstring from the first Bertie Bott's Beans I purchased. Now I refill it each time I want to do activities based on Bertie Bott's Every Flavor Beans.



# Bertie Bott's Every Flavor Beans Activities

**1. Estimation** – How many beans are in the bag? How many of each color? Are the bean colors distributed evenly? If not, which color bean did you find the most? Least?

**2. Graphing** – Graph each color. Divide the class in thirds. Have one third create a bar graph, another third create a circle graph, and the final third create a picture or line graph. Compare the end results. Which graph worked the best for this graphing activity. I love using [NCES \(National Center of Education Statistics\) website for student graphing](https://nces.ed.gov/ipeds/datacenter/ipedsdatacenter/).

**3. Greater Than - Less Than** – Have students write 10 greater than/less than statements using the data from the graphs.

**4. Fractions** – Have students write a fraction for each color and simplify it to lowest terms. For additional practice put different color combinations together. Example: How many orange and brown beans? Write a fraction and simplify it to the lowest terms.

**5. Percent** – Change each fraction in #4 to a percent.

**6. Decimals** – Change the fractions in #4 to decimals.

**7. Rounding** – Have students round the number of each color to the nearest tens place.

**8. Probability** – Have student figure the probability of selecting a red, green, brown, etc. bean from the bag.

**9. Problems** – Have students solve a number of math problems using order of operations and colors.

Examples

$$(\text{Red} + \text{Green}) \times (\text{Blue} + \text{Orange}) =$$

$$2(\text{Brown} + \text{Green}) \times 6(\text{Yellow} - \text{Purple}) \times 4 =$$

**10. Remainders** – Divide the beans between a group of students to find the remainders. Change the number of students in the group and divide the beans again.

**11. Mean, Median, Mode** – Use the different colors in the bag of beans to determine the mean, median, and mode.





# The Sorting Hat



We held a sorting ceremony. Each student put on the sorting hat. Students drew a slip of paper with a house name. A competition to see which house would collect the most points for the rest of the Harry Potter unit made quite a fun challenge. Students earned points for getting reading logs signed, keeping assignment books up-to-date, and making good grades on quizzes throughout the unit.



## The Sorting Hat

Oh, you may not think I'm pretty,  
But don't judge on what you see,  
I'll eat myself if you can find  
A smarter hat than me.

You can keep your bowlers black,  
Your top hats sleek and tall,  
For I'm the Hogwarts Sorting Hat  
and I can cap them all.

There's nothing hidden in your head  
The Sorting Hat can't see,  
So try me on and I will tell you  
Where you ought to be.



# Wizard Objects Puzzle

Print the puzzle on cardstock. Laminate for repeated use. Cut out the squares before giving the puzzle to students.

## The Challenge

The students must build a square of three by three squares so that all the objects match up.




# Wizard Objects Puzzle

Print the puzzle on cardstock. Laminate for repeated use. Cut out the squares before giving the puzzle to students.

## The Challenge

The students must build a square of three by three squares so that all the objects match up.





# Links to Teaching Resources on the Web

[Making Magic](#)

[Harry Potter Brings Magic Into the Classroom from Scholastic](#)

[Harry Potter and the Sorcerer's Stone Discussion Guide](#)

[Wizards World Harry Potter from Scholastic](#)

[J.K. Rowling Official Website](#)

[Harry Potter Field Day](#)

[The Magical World of Harry Potter Webquest](#)

[Curricular Unit: The Science and Engineering Behind Harry Potter](#)


[Wizards World](#)

[Free Bingo Game](#)

[Decoding Fun](#)


[Harry Potter Arithmancy](#)

[Harry Potter Wands Stem Project](#)



Visit me on

[http://www.pinterest.com/  
lindagaymiller/](http://www.pinterest.com/lindagaymiller/)



Teachers Pay Teachers

[http://www.teacherspayteachers.com/  
Store/Gay-Miller](http://www.teacherspayteachers.com/Store/Gay-Miller)



Visit my website at

<http://bookunitsteacher.com/>



Credits

