


# The City of Ember

## Book Unit Sample



Created by Gay Miller

# The City of Ember Table of Contents

---

Lesson Plans at a Glance	7
<b>Vocabulary</b>	8
How to Use this Resource for Teaching Vocabulary	9
Vocabulary Teaching Method	10
Vocabulary Bookmarks	12
Word Cards	14
<hr/>	
<b>Lesson 1 The Instructions &amp; Chapter 1 Assignment Day</b>	20
Vocabulary - endeavor	21
Comprehension Questions	22
Constructed Response - Setting	24
Reading Skills - Analogies	25
Activities and Discussion - Generators & Careers	27
Lesson 1 - Introduction - Why Should We Learn to Use Quotation Marks?	29
Answer Keys for Lesson 1	30
<hr/>	
<b>Lesson 2 Chapter 2 A Message to the Mayor</b>	31
Vocabulary - plummet & hoist	32
Comprehension Questions	33
Constructed Response - Lina's Actions	34
Reading Skills - Creating a Story Map	36
Extending Chapter 2 Mayors	37
Lesson 2 - Direct Quotations at the End of Sentences	38
Answer Keys for Lesson 2	41
<hr/>	
<b>Lesson 3 Chapter 3 Under Ember &amp; Chapter 4 Something Lost, Nothing Found</b>	43
Vocabulary - methodically	44
Comprehension Questions	45
Constructed Response - Perspective	47
Reading Skills - Deeper Understanding - Foods in Ember	49
Extending Chapters 3 - 4 - Doon's Worm & Light	51
Lesson 3 - Direct Quotations at the Beginning of Sentences	53
Answer Keys for Lesson 3	56
<hr/>	
<b>Lesson 4 Chapter 5 On Night Street &amp; Chapter 6 The Box in the Closet</b>	59
Vocabulary - flank	60
Comprehension Questions	62
Constructed Response - Problems and Solutions	64
Reading Skills - Following Directions - Map Activity	65
Extending Chapters 5 - 6 - Things to think about	67
Lesson 4 - The Interrupted Quotation	68
Answer Keys for Lesson 4	71

---

---

<b>Lesson 5 Chapter 7 A Message Full of Holes</b>	73
Vocabulary - vague	74
Comprehension Questions	76
Constructed Response – Comparing Characters	78
Extending Chapter 7 - Coding & Recipe	79
Lesson 5 - The Indirect Quotation	93
Answer Keys for Lesson 5	95
<hr/>	
<b>Review</b>	97
Reading Skills	98
Quiz on Quotation Rules	100
Answer Keys for Review	101
<hr/>	
<b>Lesson 6 Chapter 8 Explorations &amp; Chapter 9 The Door in the Roped-Off Tunnel</b>	102
Vocabulary - strewn	103
Comprehension Questions	105
Constructed Response – Character Traits and Predictions	107
Reading Skills - Fact or Opinion	108
Extending Chapters 8 – 9 - Doon's Creature & Questions to Ponder	109
Lesson 6 - Writing Conversation	110
Answer Keys for Lesson 6	113
<hr/>	
<b>Lesson 7 Chapter 10 Blue Sky and Goodbye &amp; Chapter 11 Lizzie's Groceries</b>	116
Vocabulary - lurk	117
Comprehension Questions	118
Constructed Response – Producing an Argument	120
Reading Skills - Following Directions - Draw Lina's Imaginary City	121
Extending Chapters 10 – 11 - Temptations & Canning	123
Lesson 7 – Point of View	124
Answer Keys for Lesson 7	126
<hr/>	
<b>Lesson 8 Chapter 12 A Dreadful Discovery &amp; Chapter 13 Deciphering the Message</b>	127
Vocabulary - egress	128
Comprehension Questions	130
Constructed Response – Summarizing & Evaluating Text	132
Reading Skills - Cause and Effect	134
Extending Chapters 12-13 - Friendship	135
Lesson 8 – Making a Story Map	137
Answer Keys for Lesson 8	140

---

---

<b>Lesson 9 - Chapter 14 The Way Out</b>	142
Vocabulary - convoluted	143
Comprehension Questions	145
Constructed Response - Mood	147
Reading Skills - Antonyms and Synonyms	148
Extending Chapter 14 - Earthly Disasters	150
Lesson 9 – Creating an Interesting Setting	151
Answer Keys for Lesson 9	153
<hr/>	
<b>Lesson 10 - Chapter 15 A Desperate Run</b>	155
Vocabulary - vicious	156
Comprehension Questions	158
Constructed Response – Author’s Purpose	160
Reading Skills - Following Directions – Making an Edible Moth	161
Extending Chapter 14 - Science - Moths	162
Lesson 10 – An Imaginative Story Beginning	164
Answer Keys for Lesson 10	166
<hr/>	
<b>Review</b>	167
Vocabulary Practice	168
Reading Skills	169
Writing a Story with Conversation	172
Answer Keys for Review	173
<hr/>	
<b>Lesson 11 - Chapter 16 The Singing &amp; Chapter 17 Away</b>	174
Vocabulary - kiosk	175
Comprehension Questions	177
Constructed Response - Theme	179
Reading Skills – Classifying Words	180
Extending Chapters 16 & 17 - Corrupt Leaders	181
Building a Captivating Plot	183
Answer Keys for Lesson 11	185
<hr/>	
<b>Lesson 12 - Chapter 18 Where the River Goes &amp; Chapter 19 A World of Light</b>	187
Vocabulary - refugee	188
Comprehension Questions	190
Constructed Response – Word Choice	192
Reading Skills - Choosing Correct Meanings	194
Extending Chapters 18 – 19 ~ Caves & Questions to Ponder	196
Editing and Proofreading	198
Answer Keys for Lesson 12	199

---

---

<b>Lesson 13 Chapter 20 The Last Message</b>	200
Vocabulary - catastrophe	201
Comprehension Questions	203
Constructed Response - Predictions	205
Reading Skills - Homonyms	206
Extending Chapter 20 - Questions to Ponder	207
Using a Grading Rubric	208
Answer Keys for Lesson 13	212
<hr/>	
<b>Review &amp; Assessment</b>	213
Vocabulary Practice & Vocabulary Test	214
Reading and Language Arts – Test Ready	216
Answer Keys	220
<hr/>	
<b>Extras</b>	
Common Core Alignment	221
Venn Diagram for Book and Movie Comparison	223
<b>Passwords for Digital Extras</b>	<b>224</b>
Credits	233

---

# Lesson Plans at a Glance


Vocabulary	Reading and Comprehension Questions Constructed Response Questions		Reading Skill Practice	Extra Activities	Language Arts Lesson
endeavor	Chapter 1	Setting	Analogies	Generators & Careers	Lesson 1 - Introduction Why Should We Learn to Use Quotation Marks?
plummet hoist	Chapter 2	Lina's Actions	Creating a Story Map	Mayors	Lesson 2 - Direct Quotations at the End of Sentences
methodically	Chapters 3-4	Point of View	Deeper Understanding - Foods in Ember	Doon's Worm & Light	Lesson 3 - Direct Quotations at the Beginning of Sentences
flank	Chapters 5-6	Problems and Solutions	Map Activity	Things to think about	Lesson 4 - The Interrupted Quotation
vague	Chapter 7	Comparing Characters	Comparing Lina to Lizzie	Coding & Recipe	Lesson 5 - The Indirect Quotation
Review Activities					
strewn	Chapters 8-9	Character Traits and Predictions	Fact or Opinion	Doon's Creature & Questions to Ponder	Lesson 6 - Writing Conversation
lurk	Chapters 10-11	Producing an Argument	Following Directions - Draw Lina's Imaginary City	Temptations & Canning	Lesson 7 - Point of View
egress	Chapters 12-13	Summarizing	Cause and Effect	Friendship	Lesson 8 - Making a Story Map
convoluted	Chapter 14	Mood	Antonyms and Synonyms	Earthly Disasters	Lesson 9 - Creating an Interesting Setting
vicious	Chapter 15	Author's Purpose	Following Directions - Making an Edible Moth	Science - Moths	Lesson 10 - - An Imaginative Story Beginning
Review Activities					
kiosk	Chapters 16-17	Theme	Choosing Correct Meanings	Corrupt Leaders	Writing the Rest of the Story
refugee	Chapters 18-19	Word Choice	Choosing Correct Meanings	Caves Questions to Ponder	
catastrophe	Chapter 20	Predictions	Homonyms	Questions to Ponder	Using a Grading Rubric
Review Activities/ End of the Unit Tests					

# LESSON 3

## CHAPTER 3 UNDER EMBER

## CHAPTER 4 SOMETHING LOST, NOTHING FOUND

Lesson 3 Chapter 3 Under Ember & Chapter 4 Something Lost, Nothing Found	43
Vocabulary - methodically	44
Comprehension Questions	45
Constructed Response - Perspective	47
Reading Skills - Deeper Understanding - Foods in Ember	49
Extending Chapters 3 - 4 - Doon's Worm & Light	51
Lesson 3 - Direct Quotations at the Beginning of Sentences	53
Answer Keys for Lesson 3	56



# Word of the Day

---

methodically - Characterized by ordered and systematic habits or behavior

page 58 - Every day a team of people **methodically** sorted through the trash heaps in search of anything that might be at all useful.

~~~~~  
Circle the 6 words that are synonyms (mean the same as) of **methodically**. Draw a box around the 6 antonyms (words that mean the opposite) of methodically.

|                |           |           |              |              |              |
|----------------|-----------|-----------|--------------|--------------|--------------|
| randomly       | logically | carefully | accidentally | meticulously | haphazardly  |
| systematically | aimlessly | at random | precisely    | by chance    | deliberately |

~~~~~

Is **methodically** used correctly in the sentences below? True or False

\_\_\_\_\_ Lina worked **methodically** untangling Granny's yarn into piles of blue, green, and yellow.

\_\_\_\_\_ Doon was **methodically** in his daily routine.

\_\_\_\_\_ The mayor **methodically** held out the bag for each student to draw jobs they would hold for the next three years.

\_\_\_\_\_ By **methodically** working with the broken generator, the workers were able to repair the broken parts.

\_\_\_\_\_ Granny's workshop was a mess because she **methodically** threw the yarn all over the place.

~~~~~

Use **methodically** in a sentence.

---

---

---

---

---

---



# The City of Ember - Chapter 3 "Under Ember" & Chapter 4 "Something Lost, Nothing Found" Pages 40 - 69

1. The loud sound that Doon heard when he first entered the tunnels was \_\_\_\_\_.

- a) the generator
- b) the river
- c) workmen with tools

2. How was Doon to find his way around the Pipeworks?

- a) Doon used a compass.
- b) Signs were painted throughout the Pipeworks.
- c) All workers were supplied with a map.

3. Doon calculated that he was \_\_\_\_\_ feet underground.

- a) 10
- b) 5
- c) 50
- d) 30

4. During his lunch break Doon \_\_\_\_\_.

- a) went to see the generator
- b) met friends a few tunnels down
- c) went out of the tunnels to find Lina

5. Doon had a talent for \_\_\_\_\_.

- a) singing
- b) mechanics
- c) bookwork
- d) working with people

6. What was unusual about the sequence of events in Chapters 2 and 3?

- a) Chapters 2 and 3 were the same day from the prospective of two different characters.
- b) Chapter 3 was a flashback to an earlier time in the city of Ember.
- c) The events in Chapter 3 took place 240 years after the events in Chapter 2.

7. Doon's father made his living by \_\_\_\_\_ .

- a) delivering vegetables
- b) guarding the mayor
- c) repairing the generator
- d) selling small parts

8. What hobby does Doon have?

- a) studying insects
- b) collecting bottle caps
- c) drawing pictures of people

9. Why was Granny tearing up the couch?

- a) Granny was looking for something that had been lost.
- b) Granny's money had fallen into the couch and she was trying to get it out.
- c) Granny wanted to use the stuffing to make a blanket for Poppy.



10. What new job was recently created in Ember?

- a) daycare workers
- b) caregivers for the elderly
- c) trash sifters

11. What types of foods grew in the greenhouses?

- a) tropical fruits
- b) wheat and grains
- c) vegetables

12. What happened to Sadge?

- a) Sadge went outside the lighted areas of Ember, and became frightened.
- b) Sadge fell off the ladder while working on the sprinkler system in the greenhouse and cut his hands.
- c) Sadge ran into a wild animal in the trash heap, and was hurt trying to escape from it.

13. Why were the people in Ember in such a panic?

- a) The people of Ember were afraid of the wild animals that lived outside the city.
- b) The people of Ember were running out of supplies.
- c) The people of Ember were afraid the city would flood with the next rain.

14. Lina dreamed of \_\_\_\_\_.

- a) singing in a traveling band
- b) her parents coming back home
- c) a bright city
- d) working in the greenhouses

15. Sequence these events in the correct order by writing 1 next to the event that occurred first, 2 next to the event that happened second, and so on.

\_\_\_\_\_ The guards marched Sadge away.

\_\_\_\_\_ Clary heard a strange, high, sobbing sound.

\_\_\_\_\_ Sadge went out into the unknown regions.

\_\_\_\_\_ Sadge scraped his hands on the rough ground.

## Same Situation from Two Viewpoints

Doon

He had been on his way home from his first day in the Pipeworks when he'd come across the cluster of people gazing up at the roof of the Gathering Hall and laughing. He was tired and chilly. The bottoms of his pants were wet, and mud clung to his shoes and smeared his hands. When he raised his eyes and saw the small figure next to the clock tower, he realized right away that it was Lina. He saw her raise her arm and wave and hop about, and for a second he wondered what it would be like to be up there, looking out over the whole city, laughing and waving. When Lina came down, he wanted to speak to her. But he knew he was filthy-looking and that she would ask him questions he didn't want to answer. So he turned away. Walking fast, he headed for home.



Lina

She heard a shout from the square below. "Look!" came a small but piercing voice. "Someone on the roof!" She saw a few people stop and look up. "Who is it? What's she doing up there?" someone cried. More people gathered, until a crowd was standing on the steps of the Gathering Hall. They see me! Lina thought, and it made her laugh. She waved at the crowd and did a few steps from the Bugfoot Scurry Dance, which she'd learned on Cloving Square Dance Day, and they laughed and shouted some more.

Then the door behind her burst open, and a huge guard with a bushy black beard was suddenly running toward her. "Halt!" he shouted, though she wasn't going anywhere.



# Constructed Response - Perspective

Common Core RL.1  
analysis of text & inferences

Why do you think the author, Jeanne DuPrau, chose to tell about Lina's and Doon's first day of work from each of their individual viewpoints? List some of the pros and cons of each day. Explain who had the best day using details from the story.

## Doon's First Day on the Job

|      |      |  |
|------|------|--|
| Pros | Cons |  |
|      |      |  |
|      |      |  |
|      |      |  |
|      |      |  |
|      |      |  |
|      |      |  |
|      |      |  |
|      |      |  |
|      |      |  |

## Lina's First Day on the Job


|      |      |  |
|------|------|--|
| Pros | Cons |  |
|      |      |  |
|      |      |  |
|      |      |  |
|      |      |  |
|      |      |  |
|      |      |  |
|      |      |  |
|      |      |  |
|      |      |  |

# Foods in Ember

Start a list of the foods that are mentioned in *The City of Ember*.

~~~~~  
After students discover the foods the Emberites eat discuss the possible answers to these questions.

Why do the people of Ember eat these foods?



---

---

---

---

---

Why do the greenhouses not grow fruits?



---

---

---

---

---

Why do the people not raise beef, pork, chicken, etc.?



---


---

---

---

---

Why would the people of Ember have bee hives?



---

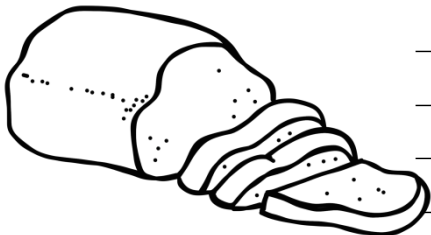
---

---

---

---

Why do the greenhouses not grow grains?



---

---

---

---

---

# Fruit Craft Project


---



These 3-D fruits were made from construction paper. Students made two identical fruit shapes and decorated each side. One shape was cut from the top halfway down in the middle. The second piece was cut from the bottom to the midway point. The two pieces were slid together to form the 3-D fruit.



## Doon's Worm - What kind of worm was it?



### Observations

On one of the leaves was a worm about an inch long. A few days before school ended, Doon had found the worm on the underside of a cabbage leaf he was slicing up for dinner. It was a pale soft green, velvety smooth all over, with tiny stubby legs.

"I've had it for five days now", said Doon. "It's twice as big as it was when I got it. It's eaten two square inches of cabbage leaf."

### Pages 155-156

His mind was on other things. He was thinking of his green worm, which had been behaving oddly, refusing to eat and hanging from the side of its box with its chin tucked in.

### Pages 197-198

He put the bug book back under his bed and pulled out the box where he kept the green worm. He drew back the scarf to check his captive one more time. Several days before, the worm had done a curious thing: it had wrapped itself up in a blanket of threads. Since then it had hung motionless from a bit of cabbage stem. Doon had been watching it carefully. Either it was dead, or it was undergoing the change that he'd read about in a library book but could hardly believe was true - the change from a crawling thing to a flying thing. So far, the bundled-up worm had shown no signs of life.

But now he saw that it was wriggling. The whole wrapped-up bundle, which was shaped like a large vitamin pill, bent slightly from side to side, then was still, then bent back and forth again. Something was pushing at the top end of it, and in a moment the threads there were split apart and a dark furry knob emerged. Doon watched, holding his breath. Next came two hairlike legs, which clawed and plucked at the blanket. In a few minutes the whole creature was out. Egress, thought Doon with a smile.

What inference can you make from the passages above?

1. Doon had found an earthworm because it was brown, and lived in the soil.
2. Doon's worm must be sick because it was acting oddly, refusing to eat.
3. Doon's worm was really a caterpillar that turned into a moth.

Read more of the passage to determine if you were correct.

The creature's wings were crushed flat against its body at first, but soon they opened, and Doon saw what his green worm had become: a moth with light brown wings. He lifted the box and carried it to the window. He opened the window and held the box out into the air. The moth waved its feathery feelers and took a few steps along the wilted cabbage leaf. For several minutes, it stood still, its wings trembling slightly. Then it fluttered up into the air, rising higher and higher until it was just a pale spot against the dark sky.



## Lights

Page 65 - But in Ember, there was no such thing as a light you could carry with you.

Do the people of Ember know nothing of candles, lanterns, flashlights, torches, etc.? Why or why not?

### Activity

Have students make candles by melting paraffin wax in quart jars. One way to keep the wax warm but not boiling is to place the jars into warm water heated by an electric skillet. Color the wax by adding crayons. For a wick tie a cotton string to a pencil and have students dip the wick into the melted wax. Students need to be patient and allow the wax to cool slightly before dipping again. Repeat until the wax has built up on the wick.





# Lesson 3 - Direct Quotations at the Beginning of Sentences

---

In this lesson you will learn the rules for writing a conversation when the "who said" part (the source phrase) comes last.

Examples:

"This way," said Arlin, without saying hello or smiling.

"You'll be in Tunnel 97 today," Lister said.

"Yes!" Doon shouted back.

"Can we go in?" Doon asked Arlin.

Discussion

- Notice the same 5 Rules for Writing Direct Quotations apply to the sentences above.

## The Five Rules for Writing Direct Quotations

Rule 1	Rule 2	Rule 3	Rule 4	Rule 5
Add quotation marks.	Separate source phrase from quote.	Capitalize the first word of the direct quotation.	Add end marks.	Add needed capitalization and punctuation.

**Rule 1** Find the direct quotation. Place quotation marks (" ") around the quote.

Let's practice Rule 1 by adding quotation marks to the following sentences.

Of course not! said Arlin.

Where does it go? Doon asked.

We have to turn the shut-off valve, take the pipe apart, put on a new connector, and stick it back together again, explained Arlin.

**Rule 2** Separate the source phrase from the direct quotation. A comma, rather than a period, is placed immediately after the last word spoken, except when a question mark or an exclamation mark is needed.

Note: The comma, question mark, or exclamation mark is placed between the last word of the direct quotation and the closing quotation mark.

Practice Rules 1 and 2 by placing quotation marks and commas, question marks, or exclamation marks in the sentences below.

Back into the ground, I guess shrugged Arlin.

I want to learn about the generator Doon screamed.

**Rule 3** Capitalize the first word of the direct quotation.

Now practice Rules 1, 2, and 3 by adding quotation marks, commas, question marks, or exclamation marks and capital letters in the following sentences. Show which letters should be capitalized by adding the three line editing mark (≡) below each letter that should be capitalized.

can you explain to me about the generator he asked.

who knows the man shrugged.

oh, I hit you, Father Doon said as his anger drained away.



**Rule 4** Place a period (.) at the end of the sentence. A period is used after the source phrase because the quotation and source phrase together are the total sentence making the sentence a statement telling you what a person said.

Practice Rules 1, 2, 3, and 4 by placing quotation marks (" ") around the quote, separating the source phrase from the direct quotation with a comma, question mark, or exclamation mark, capitalizing (≡) the first word of the direct quotation, and placing a period (.) at the end of the sentence.

got me in the ear he said

i got angry for a second said Doon

i see said his father

does it have to do with your first day at work, Son said his father

yes said Doon

why don't you tell me about it he said

**Rule 5** Remember all other capitalization and punctuation rules.

Proofread the following sentences of conversation. Put in editing marks to show which letters should be capitalized. Insert all commas, periods, question marks, exclamation marks, and quotation marks where needed.

1. ive had it for five days now said doon
2. youre writing all this down questioned father
3. maybe youll find some interesting new bugs in the pipeworks father said
4. maybe said doon
5. what are you doing lina cried
6. something is lost granny answered
7. whats lost granny lina questioned
8. i dont quite recall said the old woman
9. but granny youre ruining the couch lina exclaimed
10. it doesnt matter she said
11. lets put it back now lina said
12. you dont know said granny darkly
13. wheres the baby she cried
14. oh yes shes . . . i think shes down in the shop said granny
15. by herself lina yelled as she ran down the stairs

Practice what you have learned in Lessons 1 and 2. Read the following sentences. Decide where to insert capitalization and punctuation.

1. they heard him talking about it when he died she said to lina
2. they heard who talking lina questioned
3. granny answered my grandfather the seventh mayor
4. and what did they hear him say lina asked
5. granny said with a faraway look ah thats the mystery
6. now all is lost he said
7. lina asked but what was it
8. he didnt say grandmother answered
9. will you look in on her sometimes and make sure things are all right she asked
10. mrs murdo nodded twice and said i will certainly
11. id hate it if we couldnt have potatoes anymore lina said
12. i would too said clary
13. clary hesitated and glanced sideways at lina it hasnt worked right for a long time
14. lina told clary i have to take arbin swinn the answer to his message
15. i hope youll come again said clary

# Answer Keys for Lesson 3 (Chapters 3-4)

Vocabulary	Comprehension
<p>Synonyms for methodically - logically, carefully, meticulously, systematically, precisely, deliberately</p> <p>Antonyms for methodically - randomly, accidentally, haphazardly, aimlessly, at random, by chance</p> <p>True</p> <p>False</p> <p>True</p> <p>True</p> <p>False</p> <p>Answers will vary.</p>	<ol style="list-style-type: none"> <li>1. (b)</li> <li>2. (c)</li> <li>3. (c)</li> <li>4. (a)</li> <li>5. (b)</li> <li>6. (a)</li> <li>7. (d)</li> <li>8. (a)</li> <li>9. (a)</li> <li>10. (c)</li> <li>11. (c)</li> <li>12. (a)</li> <li>13. (b)</li> <li>14. (c)</li> <li>15. 4, 3, 1, 2</li> </ol>

## Constructed Response

(Answers will vary on why the author wrote each chapter from a different prospective.)

### Doon

Pros	Cons
<ul style="list-style-type: none"> <li>• feels he is doing something important to the survival of Ember</li> </ul>	<ul style="list-style-type: none"> <li>• working in pipeworks was dirty, boring work</li> <li>• inside dark, wet tunnels</li> <li>• generator was large, noisy machine</li> <li>• Doon was horrified after seeing the generator because he didn't have enough knowledge to know how it worked</li> <li>• discouraged when his first day isn't all he wants it to be</li> </ul>

### Lina

Pros	Cons
<ul style="list-style-type: none"> <li>• able to move about the city</li> <li>• Lina likes running</li> <li>• receives twenty cents for each message</li> <li>• discovers strange and interesting things about the people in Ember</li> </ul>	<ul style="list-style-type: none"> <li>• must hear each customers complaints</li> <li>• a lot of memory work</li> <li>• has to wait and wait on the mayor</li> <li>• gets into trouble with the guard and mayor for climbing up to the roof</li> </ul>

## Answer Key for Foods in Ember

Pages 59-61 – vegetables

beans  
peas  
spinach  
lettuce  
cabbage  
tomatoes  
potatoes

Page 61 – beehives  
honey

Page 71 – breakfast  
mushroom gravy  
beet tea

vitamin pills

Page 71 - turnips

Page 146 - Lizzie had gotten canned fruits and vegetables that the other citizens in Ember could not get.

canned peaches  
creamed corn (Lina remembered having creamed corn once, as a thrilling treat, when she was five years old.)  
applesauce

Rule 1

"Of course not!" said Arlin.  
"Where does it go?" Doon asked.

Rule 2

"Back into the ground, I guess," shrugged Arlin.  
"I want to learn about the generator!" Doon screamed.

Rule 3

"Can you explain to me about the generator?" he asked.  
"Who knows," the man shrugged.  
"Oh, I hit you, Father," Doon said as his anger drained away.

Rule 4

"Got me in the ear," he said.  
"I got angry for a second," said Doon.  
"I see," said his father.  
"Does it have to do with your first day at work, Son?" said his father.  
"Yes," said Doon.  
"Why don't you tell me about it?" he said.

Rule 5

1. "I've had it for five days now," said Doon.
2. "You're writing all this down?" questioned Father.
3. "Maybe you'll find some interesting new bugs in the Pipeworks," Father said.
4. "Maybe," said Doon.
5. "What are you doing?" Lina cried.
6. "Something is lost," Granny answered.
7. "What's lost, Granny?" Lina questioned.
8. "I don't quite recall," said the old woman.
9. "But, Granny, you're ruining the couch!" Lina exclaimed.
10. "It doesn't matter," she said.
11. "Let's put it back now," Lina said.
12. "You don't know," said Granny darkly.
13. "Where's the baby?" she cried.

14. "Oh yes, she's . . . I think she's down in the shop," said Granny.
15. "By herself!" Lina yelled as she ran down the stairs.

1. "They heard him talking about it when he died," she said to Lina.
2. "They heard who talking?" Lina questioned.
3. Granny answered, "My grandfather, the seventh mayor.
4. "And what did they hear him say?" Lina asked.
5. Granny said with a faraway look, "Ah, that's the mystery."
6. "Now all is lost," he said.
7. Lina asked, "But what was it?"
8. "He didn't say," Grandmother answered.
9. "Will you look in on her sometimes and make sure things are all right?" she asked.
10. Mrs. Murdo nodded twice and said, "I will, certainly."
11. "I'd hate it if we couldn't have potatoes anymore," Lina said.
12. "I would too," said Clary.
13. Clary hesitated and glanced sideways at Lina, "It hasn't worked right for a long time."
14. Lina told Clary, "I have to take Arbin Swinn the answer to his message."
15. "I hope you'll come again," said Clary.

Find the full version at of this resource at:

<https://www.teacherspayteachers.com/Product/The-City-of-Ember-Novel-Study-Digital-Printable-Book-Unit-270439>