


These are simple card fold organizers.

- Print pages 2-4. Place the pages back in the printer and print page 5 on the reverse side, so students will have lines for writing.
- Cut out the rectangles.
- Fold the cards in half on the dotted lines.
- Have students color the characters and write descriptions of the characters inside the cards.




# Despereaux Tilling



# Princess Pea




Chiarosuro  
(Roscuero)



Miggery Sow



Botticelli



Gregory the  
Jailer



---

---

---

---

---

---

---

---

---

---

---

---

---

---

---

---

---

---

---

---

---

---

---

---

---

---

---

---

---

---

---

---

---

---

---

---

---

---

---

---

---

---

---

---

---

---

---

---

---

---

---

---

---

---

---

---

---

---

---

---

---

---

---

---

---

---

---

---

---

---

---

---

---

---

---

---

---

---

---

---

---

---

---

---

---

---

---

---

---

---

---

---

---

---

---

---