


Coraline

Preview



Which version of this unit do I need?

Version	Links to Digital Resources	Vocabulary Practice	Comprehension Questions	Constructed Writing Prompts	Skill Practice
Coraline Digital + Printable	✓	✓	✓	✓	✓
Coraline Printable		✓	✓	✓	✓



On the following pages, you will see snapshot examples for
Coraline Digital + Printable Novel Study.

Be sure to look closely to see which version works best for your needs.



VOCABULARY RESOURCES

Vocabulary List

Chapter 1

flyblown (adjective) - in poor condition; messy

defecate (verb) - to defecate

parlor (noun) - a room for sitting

knickknack (noun) - a small, cheap, decorative object

astonish (verb) - to surprise greatly

pell-mell (adjective) - in a confused and hurried way

ululating (adjective) - shouting with great force and energy

grateful (adjective) - feeling or showing appreciation

immense (adjective) - very great in size or amount

disheveled (adjective) - in a disheveled state

disheveled (adjective) - in a disheveled state

disheveled (adjective) - in a disheveled state

disheveled (adjective) - in a disheveled state

disheveled (adjective) - in a disheveled state

disheveled (adjective) - in a disheveled state

disheveled (adjective) - in a disheveled state

disheveled (adjective) - in a disheveled state

disheveled (adjective) - in a disheveled state

disheveled (adjective) - in a disheveled state

disheveled (adjective) - in a disheveled state

disheveled (adjective) - in a disheveled state

disheveled (adjective) - in a disheveled state

disheveled (adjective) - in a disheveled state

disheveled (adjective) - in a disheveled state

disheveled (adjective) - in a disheveled state

disheveled (adjective) - in a disheveled state

disheveled (adjective) - in a disheveled state

disheveled (adjective) - in a disheveled state

disheveled (adjective) - in a disheveled state

disheveled (adjective) - in a disheveled state

disheveled (adjective) - in a disheveled state

disheveled (adjective) - in a disheveled state

disheveled (adjective) - in a disheveled state

disheveled (adjective) - in a disheveled state

disheveled (adjective) - in a disheveled state

disheveled (adjective) - in a disheveled state

disheveled (adjective) - in a disheveled state

disheveled (adjective) - in a disheveled state

disheveled (adjective) - in a disheveled state

disheveled (adjective) - in a disheveled state

disheveled (adjective) - in a disheveled state

disheveled (adjective) - in a disheveled state

disheveled (adjective) - in a disheveled state

disheveled (adjective) - in a disheveled state

disheveled (adjective) - in a disheveled state

disheveled (adjective) - in a disheveled state

disheveled (adjective) - in a disheveled state

disheveled (adjective) - in a disheveled state

disheveled (adjective) - in a disheveled state

disheveled (adjective) - in a disheveled state

disheveled (adjective) - in a disheveled state

disheveled (adjective) - in a disheveled state

disheveled (adjective) - in a disheveled state

disheveled (adjective) - in a disheveled state

disheveled (adjective) - in a disheveled state

disheveled (adjective) - in a disheveled state

disheveled (adjective) - in a disheveled state

disheveled (adjective) - in a disheveled state

disheveled (adjective) - in a disheveled state

disheveled (adjective) - in a disheveled state

disheveled (adjective) - in a disheveled state

disheveled (adjective) - in a disheveled state

disheveled (adjective) - in a disheveled state

disheveled (adjective) - in a disheveled state

disheveled (adjective) - in a disheveled state

disheveled (adjective) - in a disheveled state

disheveled (adjective) - in a disheveled state

disheveled (adjective) - in a disheveled state

disheveled (adjective) - in a disheveled state

disheveled (adjective) - in a disheveled state

disheveled (adjective) - in a disheveled state

disheveled (adjective) - in a disheveled state

disheveled (adjective) - in a disheveled state

disheveled (adjective) - in a disheveled state

disheveled (adjective) - in a disheveled state

disheveled (adjective) - in a disheveled state

disheveled (adjective) - in a disheveled state

disheveled (adjective) - in a disheveled state

disheveled (adjective) - in a disheveled state

disheveled (adjective) - in a disheveled state

disheveled (adjective) - in a disheveled state

disheveled (adjective) - in a disheveled state

disheveled (adjective) - in a disheveled state

disheveled (adjective) - in a disheveled state

disheveled (adjective) - in a disheveled state

disheveled (adjective) - in a disheveled state

disheveled (adjective) - in a disheveled state

disheveled (adjective) - in a disheveled state

disheveled (adjective) - in a disheveled state

disheveled (adjective) - in a disheveled state

disheveled (adjective) - in a disheveled state

disheveled (adjective) - in a disheveled state

disheveled (adjective) - in a disheveled state

disheveled (adjective) - in a disheveled state

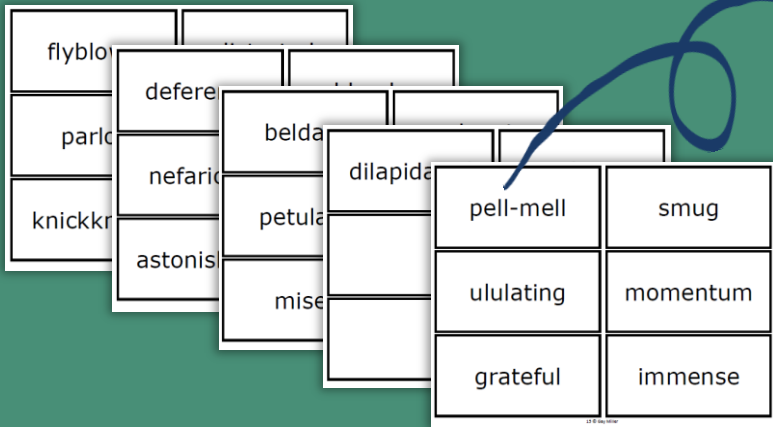
WORD LIST
Students practice with two focus words for each reading selection. A wordlist with definitions, synonyms, and sample sentences from the story is included.

VOCABULARY BOOKMARKS

Vocabulary Bookmarks



WORD CARDS



PRACTICE BOOK



Chapter 1 (flyblown and distorted)

1. Circle six words in the box that are synonyms of **flyblown**.

immaculate	wormy	unhealthy
sanitary	contaminated	
pure	shipshape	maggoty
unpolluted	infested	fresh

2. Is **distorted** used correctly in the sentences below? True or False?


My cousin had a **distorted** view of the event.
The House of Mirrors provided many **distorted** views of me.

The model is a **distorted** record down to each accurate detail.

3. Circle the word that does not belong.
distorted, unrecognized, precise, grotesque


4. Circle the correct word to complete the sentence.
The (flyblown, distorted) food had to be thrown out as it was not suitable for eating.
The ripples in the pond created a (flyblown, distorted) image.

TEST WITH ANSWER KEY



PRINTABLE & DIGITAL VOCABULARY

Digital vocabulary practice is provided though Boom Learning Decks.



Chapter 1 [flyblown and distorted]

1. Circle six words in the box that are synonyms of **flyblown**.

immaculate	wormy	unhealthy
worm-eaten	sanitary	contaminated
pure	shipshape	maggoty
unpolluted	infested	fresh

2. Is **distorted** used correctly in the sentences below? True or False

_____ My cousin had a **distorted** view of the event.
_____ The House of Mirrors provided many **distorted** views of me.
_____ The model is a **distorted** record down to each accurate detail.

3. Circle the word that does not belong.
distorted, unrecognizable, precise, grotesque

4. Circle the correct word to complete the sentence.
The [flyblown, distorted] food had to be thrown out as it was not suitable for eating.
The ripples in the pond created a [flyblown, distorted] image.

Drag the synonyms of **flyblown** to the synonym box and the antonyms of **flyblown** to the antonym box.

Synonyms

Antonyms

wormy

pure

immaculate

maggoty

sanitary

unhealthy

13 COMPREHENSION CHECKS

Coraline ~ Chapter 1

<p>1. The story is told from which point of view?</p> <ol style="list-style-type: none"> 1st through Coraline 1st alternating narrators 3rd limited to Coraline's perspective 3rd omniscient (all characters' thoughts and feelings are told) 	<p>2. Which answer best describes Coraline's relationship with her parents?</p> <ol style="list-style-type: none"> Coraline's parents enjoy Coraline's company. Coraline's parents want her to leave them alone, so they can work. Coraline's parents spend a lot of time with Coraline. Coraline is the center of her parents' attention. 																	
<p>3. A good title for Chapter 1 could be . . .</p> <ol style="list-style-type: none"> This Dinner Again An Unfriendly Black Cat The Fairy Garden A Strange New Home 	<p>4. The main idea of Chapter 1 is ---.</p> <ol style="list-style-type: none"> Coraline visits strange neighbors including old actresses and a cat. Coraline discovers a locked door as she entertains her new home. Coraline spends two weeks exploring the gardens. Coraline's parents work from home. 																	
<p>5. Sequence the following events in order.</p> <p>_____ Coraline finds a locked door.</p> <p>_____ Coraline hears noises, so she gets out of bed discovering shadows that go behind the door with the brick wall.</p> <p>_____ Coraline's mom unlocks the door to show Coraline that there is only a brick wall to block off the next apartment from theirs.</p> <p>_____ One rainy day, Coraline's dad tells her to go count random things around the apartment.</p> <p>_____ Coraline cooks a microwave pizza.</p> <p>_____ Coraline spends two weeks exploring the grounds of the apartment her family has just moved into.</p>	<p>6. Sort the following character traits in correct locations on the T-chart.</p> <table border="1"> <tr> <td>A. owns pet Highland terriers</td> <td>B. round</td> </tr> <tr> <td>C. call Coraline - Caroline</td> <td>D. man</td> </tr> <tr> <td>E. Coraline thinks is crazy</td> <td>F. actresses</td> </tr> <tr> <td>G. owns pet mice</td> <td>H. old</td> </tr> </table> <table border="1"> <thead> <tr> <th>Upstairs Neighbor</th> <th>Both</th> <th>Downstairs Neighbor</th> </tr> </thead> <tbody> <tr> <td>_____</td> <td>_____</td> <td>_____</td> </tr> <tr> <td>_____</td> <td>_____</td> <td>_____</td> </tr> </tbody> </table>	A. owns pet Highland terriers	B. round	C. call Coraline - Caroline	D. man	E. Coraline thinks is crazy	F. actresses	G. owns pet mice	H. old	Upstairs Neighbor	Both	Downstairs Neighbor	_____	_____	_____	_____	_____	_____
A. owns pet Highland terriers	B. round																	
C. call Coraline - Caroline	D. man																	
E. Coraline thinks is crazy	F. actresses																	
G. owns pet mice	H. old																	
Upstairs Neighbor	Both	Downstairs Neighbor																
_____	_____	_____																
_____	_____	_____																
<p>7. Read the song from Chapter 1.</p> <p>We are small but we are many We are many we are small We were here before you rose We will be here when you fall.</p> <p>What is the rhyming pattern in the song?</p> <ol style="list-style-type: none"> ABAB AABB ABCD ABCB 	<p>8. Write a figurative phrase that means the same as these figurative phrases from the story.</p> <table border="1"> <tr> <td>We trod the boards.</td> <td></td> </tr> <tr> <td>It's bucketing down.</td> <td></td> </tr> </table>	We trod the boards.		It's bucketing down.														
We trod the boards.																		
It's bucketing down.																		

Digital comprehension questions are provided through Boom Learning Decks.

Which answer best describes Coraline's relationship with her parents?

Coraline's parents want her to leave them alone, so they can work.

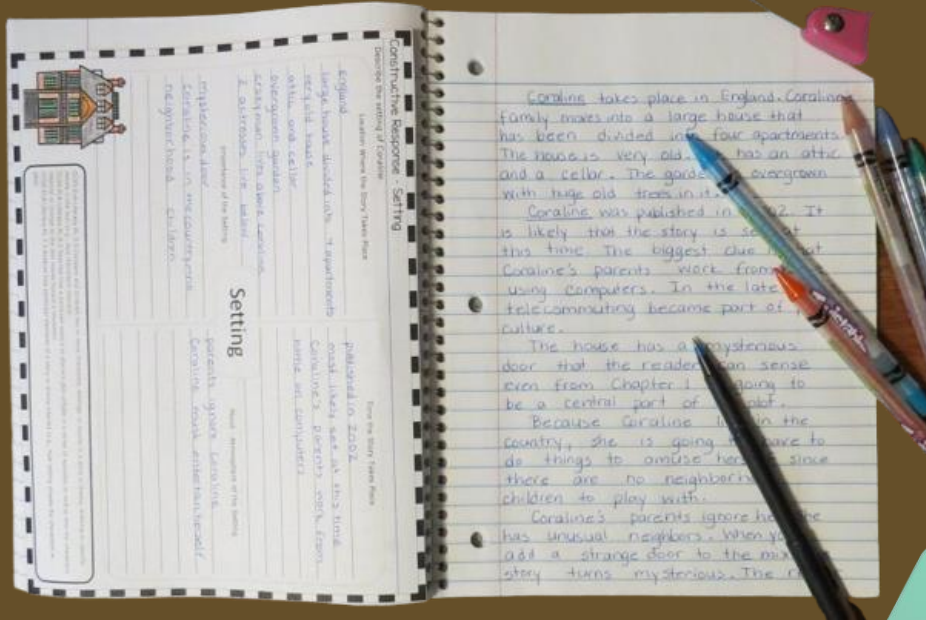
Coraline is the center of her parents' attention.

Coraline's parents enjoy Coraline's company.


Coraline's parents spend a lot of time with Coraline.

15 Constructed Response Questions

Digital writing prompts are provided through Google Slides.



Constructed response questions are provided with and without teaching standards.



★★★★★

I never leave reviews but I just wanted to say how MUCH this resource provides for the price. That was such a breath of fresh air. Lots of times I'm spending big money on products to find very little substance in them once I download. Not with this resource!! THANK YOU. I can't wait to go through this unit with my uppers!

- Simplistic SPED

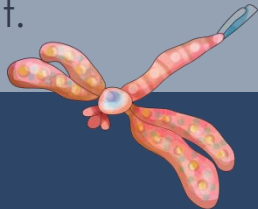
★★★★★

This resource has been highly useful for gaining ideas in the planning and creation of a new unit of work for year 7 students.

— Tara B

★★★★★

This was a lifesaver!! My students loved the book and the resources were very easy to use and well thought out.



-Susan F.

★★★★★

This provides so many activities for her novel studies. You can pick and choose. It helps with pacing because you can finish quicker or extend the study with activities. I've bought several novel studies from this author and plan to buy more. I like that she fixes minor errors and you can re-download as well. Awesome resource and the kids LOVE it!

-Just Your Average Book Nerd

★★★★★

I used this with my 8th graders. Easy to use and guide the students through the novel. The mini lessons are a plus too!

- Karen N.

★★★★★

This was perfect after reading the book and watching the movie! Love the vocabulary section!! Thanks so much!!

-Gina C.

SKILL LESSONS

Check out the “Table of Contents” or the “Lesson Plans at a Glance” in the “Sample Pages from this Unit” below for the skills taught in this unit.

Story Elements



Clickable Links

Characters

Setting

Point of View

Dynamic and Static

A **dynamic character** is one who goes through a personality change due to the events in the story.

A **static character** is one whose personality does not change throughout the story.

Round Characters

A **round character** is one whose personality, background, motives, and other features are fully described or explained by the author. In general, main characters are round because many insights are given.

Flat Characters

A **flat character** is one who is not fully described but is useful in carrying out some narrative purpose of the author. They tend to be minor characters.

Dynamic and Round

In most books the main character is both **dynamic** and **round**.

Round and Static

Characters can be **round** and **static**. For example, think about the character James Bond. We know a great deal about this character's personality (**round**), yet he does not go through an inner personality change from the beginning to the end of the story (**static**). Often the side-kick in a story is **round** and **static**.

Dynamic and Flat

Characters cannot be **dynamic** and **flat**, because in a flat character we do not know enough about them to recognize a change.

Characters

© Gay Miller



What are Boom Cards?

Boom Cards are digital task cards that students play on the Boom Learning Website.

They...

- ✓ are fully digital – require no printing, paper, ink, etc.
- ✓ may be used on all modern browsers
- ✓ are played on devices connected to the Internet
- ✓ can be used for student practice at no cost to you

When you purchase this novel study from TPT, you will receive special links to these Boom Cards. When you click on one of these links, you will be asked to sign into your account or create a free account at the Boom Learning Website. The special links in the paid resource let the Boom Learning site know you have purchased the deck. When you click the link, Boom Learning sends the Boom Deck to your Boom Library, so your students can access them. Students can play for free or data will be tracked for you with the Boom Learning Paid Subscription.

Click [here for a playable preview](#) on Boom Learning.



Boom Learning Card Examples

Drag the synonyms of **Flyblown** to the synonym box and the antonyms of **Flyblown** to the antonym box.

Synonyms

Antonyms

worm-eaten

infested

contaminated

fresh

unpolluted

shipshape

Is **distorted** used correctly in the sentence?

The model is a **distorted** record down to each accurate detail.



NO

YES

Move the word that doesn't belong to the trash truck.

unrecognizable

distorted

grotesque

precise



A good title for Chapter 1 could be...

An Unfriendly Black Cat

This Dinner Again

The Fairy Garden

A Strange New Home

Is **distorted** used correctly in the sentence?

My cousin had a **distorted** view of the event.



YES

NO

The story is told from which point of view?

1st alternating narrators

3rd limited to Coraline's perspective

1st through Coraline

3rd omniscient (all characters' thoughts and feelings are told)

The [**Flyblown, distorted**] Food had to be thrown out as it was not suitable for eating.



distorted

Flyblown

The main idea of Chapter 1 is ---.

Coraline visits strange neighbors including old actresses and a circus man.

Coraline's parents work from home leaving her on her own.

Coraline spends two weeks investigating the gardens.

Coraline discovers a strange locked door as she entertains herself exploring her new home.

The ripples in the pond created a [**Flyblown, distorted**] image.



distorted

Flyblown

Drag the events on the right in the correct order:

1

Coraline cooks a microwave pizza.

2

Coraline finds a locked door.

3

Coraline hears noises, so she gets out of bed discovering shadows that go behind the door.

4

Coraline spends two weeks exploring the grounds of the apartment her family has just moved into.

5

One rainy day, Coraline's dad tells her to go count random things around the apartment.

6

Coraline's mom unlocks the door to show Coraline that there is only a brick wall behind the door.

Sort these character traits onto the T-Chart:

- A. owns pet Highland terriers
C. call Coraline - Coraline
E. pet mice
G. has mustache
- B. Coraline thinks is crazy
D. man
F. actresses
H. old

Upstairs Neighbors	Both	Downstairs Neighbors

Read the song from Chapter 1.

We are small but we are many
We are many we are small
We were here before you rose
We will be here when you fall.

What is the rhyming pattern in the song?

AABB

ABCB

ABCD

ABAB

Coraline

Novel Study Samples



Created by Gay Miller





**Thank you for
downloading this novel
study sample.**

**On the next pages, you will find the following pages
from the unit including:**

- **Table of Contents for the Digital + Printable Version**
- **Lesson Plans at a Glance for the Full Unit**

FREE SAMPLE PAGES

**The First Reading Selection plus Answer Keys
(These pages are found in all versions of this unit.)**

- **Vocabulary Practice**
- **Comprehension Questions**
- **Constructed Response Writing Prompt
(with and without the Common Core
Standards)**



**Are you wondering what other novel
studies I have available? You can see
the complete list [here](#).**

Table of Contents

Lesson Plans at a Glance	5
SECTION #1 - Links to Digital Resources	6
Materials for Making an Interactive Notebook	12
SECTION #2 - Vocabulary	13
Teacher Information	14
Vocabulary List	17
Vocabulary Bookmarks	22
Vocabulary Word Cards	24
Vocabulary Practice Booklet	29
Vocabulary Test	51
SECTION #3 - Comprehension and Writing Questions	55
Teacher Information/Standards	56
Chapter 1 Comprehension	62
Constructed Response - Setting	63
Chapter 2 Comprehension	64
Constructed Response – Character Traits	65
Chapter 3 Comprehension	66
Constructed Response – Point of View	67
Chapter 4 Comprehension	69
Constructed Response – Summarizing	70
Constructed Response – Comparing Setting and Characters	71
Chapters 5 Comprehension	72
Constructed Response – Mood	73
Chapter 6 Comprehension	74
Constructed Response – Course of Action	75
Chapter 7 Comprehension	76
Constructed Response – Figurative Language (Assortment)	77
Chapter 8 Comprehension	80
Constructed Response – Problem and Solution Chain	81
Chapter 9 Comprehension	82
Constructed Response – Summarizing	83
Chapter 10 Comprehension	84
Constructed Response – Mood	85

Chapter 11 Comprehension	86
Constructed Response – Theme	87
Chapter 12 Comprehension	88
Constructed Response – Acrostic	89
Chapter 13 Comprehension	90
Constructed Response – Character Change	91
Constructed Response – Plot Development	92
Constructed Response – Comparing Different Versions of the Story	93
SECTION #4 - Answer Key for Comprehension and Writing	96
SECTION #5 - Comprehension and Writing without Teaching Standards	130
SECTION #6 - Language Arts Skills	165
Story Elements – Common Core Standards	166
• Setting	168
• Character Traits	172
• Point of View	178
Context Clues	185
• Context Clues Organizer	186
• Context Clues Game and Printable for Chapters 1-5	193
• Context Clues Game and Printable for Chapters 6-13	200
Figurative Language – Common Core Standards	206
• Figurative Language – Response Cards and Storage Pocket	208
• Figurative Language – Organizers	214
• Figurative Language – Printable	224
Writing a Narrative – Common Core Standards	225
• Lesson #1- Planning a Narrative	228
• Lesson #2 – The Hook	241
• Lesson #3 – Writing the Story	245
• Lesson #4 – Transition Words	249
• Lesson #5 - Proofreading	252
Credits	255

Lesson Plans at a Glance

Read	Vocabulary	Vocabulary Practice Book	Comprehension Practice	Constructed Response Question	Skill Practice
Chapter 1	flyblown distorted	Page 1	Chapter 1	Setting	Setting
Chapter 2	parlor mantelpiece	Page 2	Chapter 2	Character Traits	Character Traits
Chapter 3	knickknack corridor	Page 3	Chapter 3	Point of View	Point of View
Chapter 4	deference addendum	Page 4	Chapter 4	Summarizing Comparing Settings and Characters	Context Clues Organizers
Chapter 5	nefarious insinuating	Page 5	Chapter 5	Mood	Context Clues Game and Printables
Chapter 6	astonishing vermin	Page 6	Chapter 6	Course of Action	Figurative Language Response Cards
Chapter 7	beldam peradventure	Page 7	Chapter 7	Figurative Language	Figurative Language Organizers
		Page 8-9 (Review)			
Chapter 8	petulant plasticine	Page 10	Chapter 8	Problem and Solution Chain	Lesson #1 - Planning a Narrative
Chapter 9	miser vigorous	Page 11	Chapter 9	Summarizing	Lesson #2 - The Hook
Chapter 10	pell-mell smug	Page 12	Chapter 10	Mood	Lesson #3 - Writing the Story
Chapter 11	ululating momentum	Page 13	Chapter 11	Theme	Lesson #4 - Transition Words
Chapter 12	grateful immense	Page 14	Chapter 12	Acrostic	Lesson #5 - Proofreading
Chapter 13	dilapidated apprehensive	Page 15	Chapter 13	Character Change Plot Development	Context Clues Game and Printables
	Page 16 (Review) Vocabulary Test			Comparing Different Versions of the Story	

Review

Complete the following analogies using one of your vocabulary words. On the blank after each analogy tell the relationship [synonyms and antonyms].

1. maybe : peradventure :: thrust: _____
2. unwelcome : grateful :: disrespectful : _____
3. amazing : astonishing :: arrogant : _____
4. living room : parlor :: appendix : _____
5. feeble: vigorous :: tiny : _____
6. decoration : knickknack:: scrooge : _____
7. hag : beldam :: bad-tempered : _____
8. dilapidated : perfect :: trustworthy : _____
9. modeling clay : plasticine :: haphazardly : _____
- 10.suggesting: insinuating :: pests : _____
- 11.bawling : ululating :: anxious : _____

Chapter 1 [flyblown and distorted]

- 1.Circle six words in the box that are synonyms of **flyblown**.

immaculate	wormy	unhealthy
worm-eaten	sanitary	contaminated
pure	shipshape	maggoty
unpolluted	infested	fresh



2. Is **distorted** used correctly in the sentences below?
True or False

_____ My cousin had a **distorted** view of the event.

_____ The House of Mirrors provided many **distorted** views of me.

_____ The model is a **distorted** record down to each accurate detail.



3. Circle the word that does not belong.
distorted, unrecognizable, precise, grotesque



4. Circle the correct word to complete the sentence.

The [flyblown, distorted] food had to be thrown out as it was not suitable for eating.

The ripples in the pond created a [flyblown, distorted] image.

Review

Complete the following analogies using one of your vocabulary words. On the black after each analogy tell the relationship [synonyms and antonyms].

1. maybe : peradventure :: thrust: momentum
synonyms
2. unwelcome : grateful :: disrespectful : deference
antonyms
3. amazing : astonishing :: arrogant : smug
synonyms
4. living room : parlor :: appendix : addendum
synonyms
5. feeble: vigorous :: tiny : immense
antonyms
6. decoration : knickknack:: scrooge : miser
synonyms
7. hag : beldam :: bad-tempered : petulant
synonyms
8. dilapidated : perfect :: trustworthy : nefarious
antonyms
9. modeling clay : plasticine :: haphazardly : pell-mell
synonyms
10. suggesting: insinuating :: pests : vermin
synonyms
11. bawling : ululating :: anxious : apprehensive
synonyms

Chapter 1 [flyblown and distorted]

1. Circle six words in the box that are synonyms of **flyblown**.

immaculate	wormy	unhealthy
worm-eaten	sanitary	contaminated
pure	shipshape	maggoty
unpolluted	infested	fresh



2. Is **distorted** used correctly in the sentences below?
True or False

T My cousin had a **distorted** view of the event.

T The House of Mirrors provided many **distorted** views of me.

F The model is a **distorted** record down to each accurate detail.



3. Circle the word that does not belong.

distorted, unrecognizable, **precise**, grotesque



4. Circle the correct word to complete the sentence.

The [flyblown, distorted] food had to be thrown out as it was not suitable for eating.

The ripples in the pond created a [flyblown, distorted] image.

Coraline ~ Chapter I

<div>1. The story is told from which point of view?</div> <div>a. 1st through Coraline</div> <div>b. 1st alternating narrators</div> <div>c. 3rd limited to Coraline’s perspective</div> <div>d. 3rd omniscient (all characters’ thoughts and feelings are told)</div>	<div>2. Which answer best describes Coraline’s relationship with her parents?</div> <div>a. Coraline’s parents enjoy Coraline’s company.</div> <div>b. Coraline’s parents want her to leave them alone, so they can work.</div> <div>c. Coraline’s parents spend a lot of time with Coraline.</div> <div>d. Coraline is the center of her parents’ attention.</div>																				
<div>3. A good title for Chapter 1 could be . . .</div> <div>a. This Dinner Again</div> <div>b. An Unfriendly Black Cat</div> <div>c. The Fairy Garden</div> <div>d. A Strange New Home</div>	<div>4. The main idea of Chapter 1 is ---.</div> <div>a. Coraline visits strange neighbors including old actresses and a circus man.</div> <div>b. Coraline discovers a strange locked door as she entertains herself exploring her new home.</div> <div>c. Coraline spends two weeks investigating the gardens.</div> <div>d. Coraline’s parents work from home leaving her on her own.</div>																				
<div>5. Sequence the following events in order.</div> <div>_____ Coraline finds a locked door.</div> <div>_____ Coraline hears noises, so she gets out of bed discovering shadows that go behind the door with the brick wall</div> <div>_____ Coraline’s mom unlocks the door to show Coraline that there is only a brick wall to block off the next apartment from theirs.</div> <div>_____ One rainy day, Coraline’s dad tells her to go count random things around the apartment.</div> <div>_____ Coraline cooks a microwave pizza.</div> <div>_____ Coraline spends two weeks exploring the grounds of the apartment her family has just moved into.</div>	<div>6. Sort the following character traits in the correct locations on the T-chart.</div> <div><table><tr><td>A. owns pet Highland terriers</td><td>B. round</td></tr><tr><td>C. call Coraline - Caroline</td><td>D. man</td></tr><tr><td>E. Coraline thinks is crazy</td><td>F. actresses</td></tr><tr><td>G. owns pet mice</td><td>H. old</td></tr></table><table><tr><td>Upstairs Neighbor</td><td>Both</td><td>Downstairs Neighbor</td></tr><tr><td>_____</td><td>_____</td><td>_____</td></tr><tr><td>_____</td><td>_____</td><td>_____</td></tr><tr><td>_____</td><td>_____</td><td>_____</td></tr></table></div>	A. owns pet Highland terriers	B. round	C. call Coraline - Caroline	D. man	E. Coraline thinks is crazy	F. actresses	G. owns pet mice	H. old	Upstairs Neighbor	Both	Downstairs Neighbor	_____	_____	_____	_____	_____	_____	_____	_____	_____
A. owns pet Highland terriers	B. round																				
C. call Coraline - Caroline	D. man																				
E. Coraline thinks is crazy	F. actresses																				
G. owns pet mice	H. old																				
Upstairs Neighbor	Both	Downstairs Neighbor																			
_____	_____	_____																			
_____	_____	_____																			
_____	_____	_____																			
<div>7. Read the song from Chapter 1.</div> <div>We are small but we are many</div> <div>We are many we are small</div> <div>We were here before you rose</div> <div>We will be here when you fall.</div> <div>What is the rhyming pattern in the song?</div> <div>a. ABAB</div> <div>b. AABB</div> <div>c. ABCD</div> <div>d. ABCB</div>	<div>8. Write a figurative phrase that means the same as these figurative phrases from the story.</div> <div><table><tr><td>We trod the boards.</td><td></td></tr><tr><td>It’s bucketing down.</td><td></td></tr></table></div>	We trod the boards.		It’s bucketing down.																	
We trod the boards.																					
It’s bucketing down.																					

Constructed Response - Setting

Describe the setting of *Coraline*.

Location Where the Story Takes Place

Time the Story Takes Place

Setting

Importance of the Setting

Mood - Atmosphere of the Setting



CCSS.ELA-Literacy.RL.5.3 Compare and contrast two or more characters, settings, or events in a story or drama, drawing on specific details in the text (e.g., how characters interact).
CCSS.ELA-Literacy.RL.6.3 Describe how a particular story's or drama's plot unfolds in a series of episodes as well as how the characters respond or change as the plot moves toward a resolution.
CCSS.ELA-Literacy.RL.7.3 Analyze how particular elements of a story or drama interact (e.g., how setting shapes the characters or plot).

Coraline ~ Chapter I (Answer Key)

<div>1. The story is told from which point of view? a. 1st through Coraline b. 1st alternating narrators c. 3rd limited to Coraline's perspective d. 3rd omniscient (all characters' thoughts and feelings are told)</div>	<div>2. Which answer best describes Coraline's relationship with her parents? a. Coraline's parents enjoy Coraline's company. b. Coraline's parents want her to leave them alone, so they can work. c. Coraline's parents spend a lot of time with Coraline. d. Coraline is the center of her parents' attention.</div>								
<div>3. A good title for Chapter 1 could be . . . a. This Dinner Again b. An Unfriendly Black Cat c. The Fairy Garden d. A Strange New Home</div>	<div>4. The main idea of Chapter 1 is ---. a. Coraline visits strange neighbors including old actresses and a circus man. b. Coraline discovers a strange locked door as she entertains herself exploring her new home. c. Coraline spends two weeks investigating the gardens. d. Coraline's parents work from home leaving her on her own.</div>								
<div>5. Sequence the following events in order. 3 Coraline finds a locked door. 6 Coraline hears noises, so she gets out of bed discovering shadows that go behind the door with the brick wall. 4 Coraline's mom unlocks the door to show Coraline that there is only a brick wall to block off the next apartment from theirs. 2 One rainy day, Coraline's dad tells her to go count random things around the apartment. 5 Coraline cooks a microwave pizza. 1 Coraline spends two weeks exploring the grounds of the apartment her family has just moved into.</div>	<div>6. Sort the following character traits in the correct locations on the T-chart.</div> <table><tr><td colspan="2">A. owns pet Highland terriers B. round C. call Coraline - Caroline D. man E. Coraline thinks is crazy F. actresses G. owns pet mice H. old</td></tr><tr><th>Upstairs Neighbor</th><th>Both</th></tr><tr><td>D E G</td><td>C H</td></tr><tr><th>Downstairs Neighbor</th><td>A F B</td></tr></table>	A. owns pet Highland terriers B. round C. call Coraline - Caroline D. man E. Coraline thinks is crazy F. actresses G. owns pet mice H. old		Upstairs Neighbor	Both	D E G	C H	Downstairs Neighbor	A F B
A. owns pet Highland terriers B. round C. call Coraline - Caroline D. man E. Coraline thinks is crazy F. actresses G. owns pet mice H. old									
Upstairs Neighbor	Both								
D E G	C H								
Downstairs Neighbor	A F B								
<div>7. Read the song from Chapter 1. We are small but we are many We are many we are small We were here before you rose We will be here when you fall. What is the rhyming pattern in the song? a. ABAB b. AABB c. ABCD d. ABCB</div>	<div>8. Write a figurative phrase that means the same as these figurative phrases from the story. Example Answers</div> <table><tr><td>We trod the boards.</td><td>Strut one's stuff.</td></tr><tr><td>It's bucketing down.</td><td>It's raining cats and dogs.</td></tr></table>	We trod the boards.	Strut one's stuff.	It's bucketing down.	It's raining cats and dogs.				
We trod the boards.	Strut one's stuff.								
It's bucketing down.	It's raining cats and dogs.								

Constructed Response - Setting (Answer Key)

Describe the setting of *Coraline*.

Location Where the Story Takes Place

The story takes place in England. Coraline's family moves into a large house that has been divided into apartments.

It was a very old house-it has an attic under the roof and a cellar under ground and a overgrown garden with huge old trees in it.

In the apartment above lives a crazy old man and in the apartment below lives two old actresses.

Time the Story Takes Place

Coraline was published in 2002. It is likely that the story is set at this time. Coraline's parents work from home using computers. In the late 1990s, telecommuting became part of pop culture.

Setting

Importance of the Setting

The house has a mysterious door that the reader can sense even from Chapter 1 is going to be a central part of the plot.

Because Coraline lives in the country, she is going to have to do things to amuse herself since there are no neighborhood children to play with.

Mood - Atmosphere of the Setting

Coraline's parents ignore her. She has unusual neighbors. There are no other children around. This means Coraline must entertain herself.

Next add a strange door to the mix and the story turns mysterious. The reader is already set for some unusual things to start taking place.



CCSS.ELA-Literacy.RL.5.3 Compare and contrast two or more characters, settings, or events in a story or drama, drawing on specific details in the text (e.g., how characters interact).

CCSS.ELA-Literacy.RL.6.3 Describe how a particular story's or drama's plot unfolds in a series of episodes as well as how the characters respond or change as the plot moves toward a resolution.

CCSS.ELA-Literacy.RL.7.3 Analyze how particular elements of a story or drama interact (e.g., how setting shapes the characters or plot).

Constructed Response Questions without Common Core State Standards



Important Update

Originally 46 states adopted the Common Core State Standards. Many teachers have commented that they love having the standards on pages with constructed response writing prompts for accountability reasons. Now educational trends are changing. Many states have repealed Common Core and adopted their own state standards. To meet the needs of teachers both using and not using Common Core Standards, I have opted to provide the writing questions both with and without standards.

To make creating a printable student packet easier, the comprehension and constructed response questions are both included in this section.

Coraline ~ Chapter I

<p>1. The story is told from which point of view?</p> <ul style="list-style-type: none">a. 1st through Coralineb. 1st alternating narratorsc. 3rd limited to Coraline's perspectived. 3rd omniscient (all characters' thoughts and feelings are told)	<p>2. Which answer best describes Coraline's relationship with her parents?</p> <ul style="list-style-type: none">a. Coraline's parents enjoy Coraline's company.b. Coraline's parents want her to leave them alone, so they can work.c. Coraline's parents spend a lot of time with Coraline.d. Coraline is the center of her parents' attention.																				
<p>3. A good title for Chapter 1 could be . . .</p> <ul style="list-style-type: none">a. This Dinner Againb. An Unfriendly Black Catc. The Fairy Gardend. A Strange New Home	<p>4. The main idea of Chapter 1 is ---.</p> <ul style="list-style-type: none">a. Coraline visits strange neighbors including old actresses and a circus man.b. Coraline discovers a strange locked door as she entertains herself exploring her new home.c. Coraline spends two weeks investigating the gardens.d. Coraline's parents work from home leaving her on her own.																				
<p>5. Sequence the following events in order.</p> <p>_____ Coraline finds a locked door.</p> <p>_____ Coraline hears noises, so she gets out of bed discovering shadows that go behind the door with the brick wall</p> <p>_____ Coraline's mom unlocks the door to show Coraline that there is only a brick wall to block off the next apartment from theirs.</p> <p>_____ One rainy day, Coraline's dad tells her to go count random things around the apartment.</p> <p>_____ Coraline cooks a microwave pizza.</p> <p>_____ Coraline spends two weeks exploring the grounds of the apartment her family has just moved into.</p>	<p>6. Sort the following character traits in the correct locations on the T-chart.</p> <table border="1"><tr><td>A. owns pet Highland terriers</td><td>B. round</td></tr><tr><td>C. call Coraline - Caroline</td><td>D. man</td></tr><tr><td>E. Coraline thinks is crazy</td><td>F. actresses</td></tr><tr><td>G. owns pet mice</td><td>H. old</td></tr></table> <table border="1"><thead><tr><th>Upstairs Neighbor</th><th>Both</th><th>Downstairs Neighbor</th></tr></thead><tbody><tr><td>_____</td><td>_____</td><td>_____</td></tr><tr><td>_____</td><td>_____</td><td>_____</td></tr><tr><td>_____</td><td>_____</td><td>_____</td></tr></tbody></table>	A. owns pet Highland terriers	B. round	C. call Coraline - Caroline	D. man	E. Coraline thinks is crazy	F. actresses	G. owns pet mice	H. old	Upstairs Neighbor	Both	Downstairs Neighbor	_____	_____	_____	_____	_____	_____	_____	_____	_____
A. owns pet Highland terriers	B. round																				
C. call Coraline - Caroline	D. man																				
E. Coraline thinks is crazy	F. actresses																				
G. owns pet mice	H. old																				
Upstairs Neighbor	Both	Downstairs Neighbor																			
_____	_____	_____																			
_____	_____	_____																			
_____	_____	_____																			
<p>7. Read the song from Chapter 1.</p> <p>We are small but we are many We are many we are small We were here before you rose We will be here when you fall.</p> <p>What is the rhyming pattern in the song?</p> <ul style="list-style-type: none">a. ABABb. AABBc. ABCDd. ABCB	<p>8. Write a figurative phrase that means the same as these figurative phrases from the story.</p> <table border="1"><tr><td>We trod the boards.</td><td></td></tr><tr><td>It's bucketing down.</td><td></td></tr></table>	We trod the boards.		It's bucketing down.																	
We trod the boards.																					
It's bucketing down.																					

Constructed Response - Setting

Describe the setting of *Coraline*.

Location Where the Story Takes Place

Time the Story Takes Place

Setting



Importance of the Setting

Mood - Atmosphere of the Setting

Click here to get the
digital + printable unit.



Terms of Use

- All rights reserved by Gay Miller.
- This purchase includes a limited license for single classroom use only. You may utilize it for each student you serve.


Product Don'ts

- You may not upload this product to the Internet or store it in any public retrieval service of any kind outside of using it with your own students.
- No part of the product may be altered for resell or distribution.
- If you have any questions feel free to contact me at teachwithgaymiller@gmail.com.

Credits



[Pinterest](#)



[Book Units Teacher Blog](#)


[Gay Miller's
Teachers Pay Teachers Store](#)



[YouTube](#)



[Book Units Teacher Website](#)





Check out my new [YouTube](#) channel.