


The Castle in the Attic



Created by Gay Miller



Gay Miller

Thank you for downloading this sample of *The Castle in the Attic Novel Study*. When I originally created this unit, I paired it with the novel *Ella Enchanted*. The plan was to divide the class into girls and boys. Each group would read different books and complete different vocabulary and comprehension questions; however, the two groups would then work together when completing skill lessons. I soon found that the boys enjoyed reading *Ella Enchanted*. There was enough adventure in the novel with Ella's quest and magical creatures to keep the boys interested. The girls enjoyed reading *The Castle in the Attic* equally well, so I abandoned the idea of dividing the class in two. Recently I have had requests to bring back the original lesson plans in which I paired the two books, so as I added skill lessons to this unit I kept that in mind.

<http://www.teacherspayteachers.com/Store/Gay-Miller>

This unit includes nine lessons teaching students how to write informative/explanatory texts. I aligned these lessons to the 5th and 6th grade standards for two reasons. One is world history is taught in 6th grade, so I feel this unit correlates well with 6th grade history. According to Scholastic Book Wizard this novel is a 5.9 grade equivalent which makes it appropriate for 5th grade students as well.

The skill practice is based on Middle Ages topics (castles, knights, Magna Carta, King Arthur, etc.) and not book specific, so you can use the skill pages with either book, teamed with the two books, or as a unit all unto itself. My students have always enjoyed reading and studying about the Middle Ages. The idea of chivalry is fascinating. I hope your students will enjoy learning about the Middle Ages as well.

Thank you again for taking a look at this product. If you have any questions please email. If you have any suggestions for improvement please drop me an e-mail. Many of the revisions I have made on my units are because of your requests.

Gay Miller

teachwithgaymiller@gmail.com



Interest Level Grades 3 - 5

Reading Level

Grade level Equivalent: 5.9

Lexile Measure®: 750L

Table of Contents

Links to Digital Resources	5
Lesson Plans at a Glance	12
Vocabulary Teaching Method	13
Vocabulary List	16
Vocabulary Bookmarks	19
Vocabulary Word Cards	21
Vocabulary Storage Pocket	24
Vocabulary Practice Booklet	25
Vocabulary Test	43
Comprehension & Writing Teacher Information	45
Student Packet	49
Comprehension Questions for Chapters 1-2	50
Characters	52
Comprehension Questions for Chapters 3-4	53
Summarizing	55
Comprehension Questions for Chapters 5-6	57
Comparing Novels	59
Elements of Fantasy Novels	61
Comprehension Questions for Chapters 7-8	62
Course of Action	64
Comprehension Questions for Chapters 9-10	65
Problems and Solutions	67
Comprehension Questions for Chapters 11-12	68
Figurative Language	70
Comprehension Questions for Chapters 13-15	71
Compare and Contrast Characters	73
Comprehension Questions for Chapters 16-17	74
Theme	75
Answer Keys	76

Constructed Response Questions without Standards	89
Writing a Research Paper	101
Lesson 1 – Citations	103
Lesson 2 – Taking Notes	111
Lesson 3 – Outlining	117
Lesson 4 – Topic Sentences	130
Lesson 5 – Detail Sentences	135
Lesson 6 – Staying on Topic	146
Lesson 7 – Concluding Sentences	152
Lesson 8 – Introduction & Conclusion	155
Lesson 9 – Finishing the Research Paper	159
Activities	168
Vocabulary	169
Castle Cake	174
Banners	176
Janus Medals	178
Medieval Hats	179
Credits	180



Lesson Plans for *The Castle in the Attic*

	Vocabulary	Reading	Comprehension	Constructed Response	Paragraph Writing	Activities
Day 1	bureau	Chapter 1			Lesson 1 – Citations	castle vocabulary
Day 2	chivalry	Chapter 2	Comp Quiz Chapter 1-2	Characters		
Day 3	gnaw	Chapter 3			Lesson 2 – Taking Notes	castle cake
Day 4	edict	Chapter 4	Comp Quiz Chapter 3-4	Summarizing		
Day 5	vault	Chapter 5			Lesson 3 – Outlining	
Day 6	leer	Chapter 6	Comp Quiz Chapter 5-6	Comparing Books		
Day 7	stalwart	Chapter 7			Lesson 4 – Topic Sentences	
Day 8	repertoire	Chapter 8	Comp Quiz Chapter 7-8	Course of Action		
Day 9	kindling	Chapter 9			Lesson 5 - Detail Sentences	tapestries
Day 10	intricate	Chapter 10	Comp Quiz Chapter 9-10	Problem and Solution		
Day 11	aberration	Chapter 11			Lesson 6 – Staying on Topic	
Day 12	brisk	Chapter 12	Comp Quiz Chapter 11-12	Figurative Language		
Day 13	furl	Chapter 13			Lesson 7 – Concluding Sentences	
Day 14	lance	Chapter 14				
Day 15	crone	Chapter 15	Comp Quiz Chapter 13-15	Compare and Contrast	Lesson 8 – Introduction & Conclusion	
Day 16	tyranny	Chapter 16				Janus Medal
Day 17	wistful	Chapter 17	Comp Quiz Chapter 16-17	Theme	Lesson 9 – Finishing the Research Paper	
	Vocabulary Test					

Key for Finding the Digital Resources

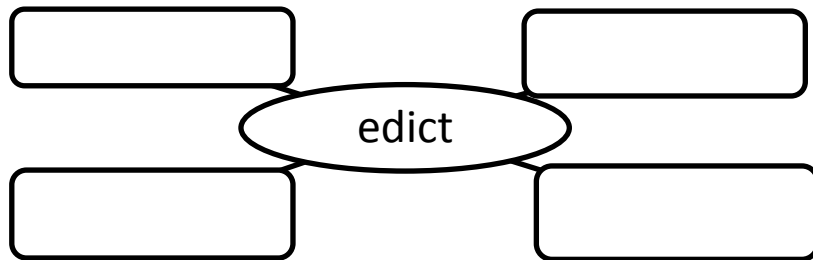
Red – Boom Learning

Blue – Google Slides

Review

9. Complete the word web using the words from the box.

ruling	request	ask	announcement
invitation	decree	offer	proclamation



Which word does not belong?

10. complex, elaborate, sophisticated, intricate, simple
11. dictator, domination, totalitarianism, president, tyranny
12. request, announcement, law, decree, statute, edict
13. rolled up, straighten out, wrap up, furl
14. sneer, turn your nose up, giggle, scorn, leer
15. rapid, pokey, vigorous, efficient, energetic, brisk
16. uncommitted, vigorous, stalwart, determined, unfaltering

Chapters 1-2 [chivalry and bureau]

1. Circle six words in the box below that are synonyms or qualities of **chivalry**.

graciousness	loyalty	impoliteness
good manners	rudeness	courtliness
boorishness	coarseness	discourteousness
valor	loutishness	nobility

2. Which word does not belong?

bureau chest dresser bed

Match each sentence with the correct definition.

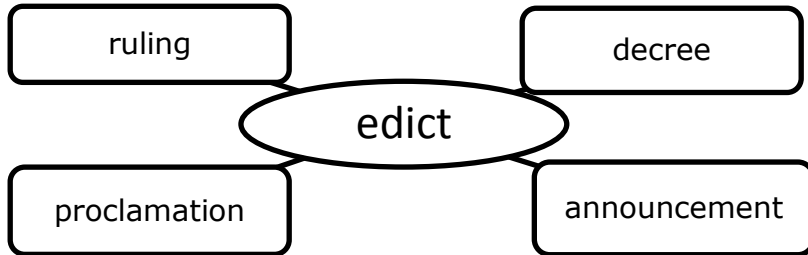
chiv-al-ry

- a) the sum of the ideal qualifications of a knight, including courtesy, generosity, valor, and dexterity in arms
 - b) the rules and customs of medieval knighthood
 - c) the medieval system or institution of knighthood
 - d) a group of knights
 - e) gallant warriors or gentlemen
3. _____ The Knight's Code of **Chivalry** was a moral system that said all knights should protect others who cannot protect themselves such as children and the elderly.
 4. _____ The king addressed the crowd, "Fair ladies and noble **chivalry**."
 5. _____ **Chivalry** is the code of conduct associated with medieval knights.
 6. _____ The **chivalry** approached the keep and dismounted from their war horses.
 7. _____ Knights and the Orders of **Chivalry** were sanctioned by the king.

Review

9. Complete the word web using the words from the box.

ruling	request	ask	announcement
invitation	decree	offer	proclamation



Which word does not belong?

10. complex, elaborate, sophisticated, intricate, **simple**
11. dictator, domination, totalitarianism, **president**, tyranny
12. **request**, announcement, law, decree, statute, edict
13. rolled up, **straighten out**, wrap up, furl
14. sneer, turn your nose up, **giggle**, scorn, leer
15. rapid, **pokey**, vigorous, efficient, energetic, brisk
16. **uncommitted**, stalwart, determined, unfaltering

Chapters 1-2 [chivalry and bureau]

1. Circle six words in the box below that are synonyms or qualities of chivalry.

graciousness	loyalty	impoliteness
good manners	rudeness	courtliness
boorishness	coarseness	discourteousness
valor	loutishness	nobility

2. Which word does not belong?

bureau chest dresser bed

Match each sentence with the correct definition.

chiv-al-ry

- a) the sum of the ideal qualifications of a knight, including courtesy, generosity, valor, and dexterity in arms
 - b) the rules and customs of medieval knighthood
 - c) the medieval system or institution of knighthood
 - d) a group of knights
 - e) gallant warriors or gentlemen
3. **b** The Knight's Code of Chivalry was a moral system that said all knights should protect others who cannot protect themselves such as children and the elderly.
4. **e** The king addressed the crowd, "Fair ladies and noble chivalry."
5. **a** Chivalry is the code of conduct associated with medieval knights.
6. **d** The chivalry approached the keep and dismounted from their war horses.
7. **c** Knights and the Orders of Chivalry were sanctioned by the king.

The Castle in the Attic -

Chapters 1-2

1. What sport was William practicing?

- a) baseball
- b) tennis
- c) swimming
- d) gymnastics

2. Who was Mrs. Phillips?

- a) William's neighbor
- b) William's nanny
- c) William's aunt
- d) William's friend

3. Why did William take Mrs. Phillips' pin and picture?

- a) to have a memory of Mrs. Phillips after she left
- b) to keep Mrs. Phillips from leaving
- c) to show his friends at school
- d) to use in a spell

4. Why did William hurry home from school on Monday?

- a) Mrs. Phillips had a surprise for William.
- b) Monday was Mrs. Phillips last day.
- c) Monday was William's birthday.
- d) William had to hurry home to get ready for his meet.

5. Mrs. Phillips gave William a ----- for a surprise.

- a) castle
- b) bicycle
- c) suit of armor
- d) building set

6. How did William feel about Mrs. Phillips' gift?

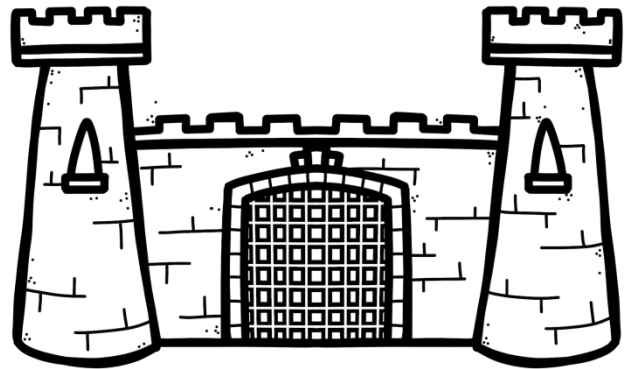
- a) William didn't want a gift that was not new.
- b) William thought the castle was a terrible gift.
- c) William loved the gift immediately.
- d) William didn't want to take it at first, but loved the castle after a closer look.

7. One ritual of Mrs. Phillips was -----.

- a) to eat dinner in the dining room
- b) to meet the Silver Knight alone
- c) to get up in the middle of each meal to get something
- d) to set the castle up at midnight

8. Where did Mrs. Phillips get the castle?

- a) The castle belonged to William's father when he was small.
- b) The castle had been specially ordered from France.
- c) The castle had been passed down from Mrs. Phillips' father's great-grandfather.
- d) The castle was purchased online.



9. Describe the Silver Knight.

- a) The Silver Knight was the ruler of the Kingdom of Camelot.
- b) The Silver Knight was always going off to slay dragons.
- c) The Silver Knight was a great ruler who ruled over a huge kingdom.
- d) The Silver Knight was thrown out of his kingdom and would come back to life to take back his land.

10. A good title for Chapter 2 could be ----.


- a) The Castle
- b) Goodbye
- c) The Great Hall
- d) A Night Alone

11. Which question does Chapters 1-2 answer?

- a) How did William do at his meet?
- b) How old is the castle?
- c) Why is Mrs. Phillips leaving William?
- d) How big was the castle?

12. Which excerpt best supports the idea that William does not want Mrs. Phillips to leave?

- a) "It might seem silly to you, but I'm homesick."
- b) "I thought you were going to stay until I grew up," he said, still turning the idea around in his mind.
- c) "You're not going to leave me. I won't let you."
- d) "For vacation?"



Constructed Response - Characters

Explain how Elizabeth Winthrop, the author of *The Castle in the Attic*, uses foreshadowing in Chapter 1. Fill in the chart below to help organize your thoughts before writing.

William is desperate to keep Mrs. Phillips from going back to England. Describe his first attempt at getting her to stay.

William's actions are a foreshadowing of events that are to come. Predict what will happen to Mrs. Phillips. Use details from the story to give reasons for your prediction.

Describe the result of William's actions.

Describe each character.

**W
I
L
L
I
A
M**

**M
R
S.

P
H
I
L
L
I
P
S**

[CCSS.ELA-Literacy.RL.5.3](#) Compare and contrast two or more characters, settings, or events in a story or drama, drawing on specific details in the text (e.g., how characters interact).

[CCSS.ELA-Literacy.RL.6.1](#) Cite textual evidence to support analysis of what the text says explicitly as well as inferences drawn from the text.

Constructed Response - Characters

Explain how Elizabeth Winthrop, the author of *The Castle in the Attic*, uses foreshadowing in Chapter 1. Fill in the chart below to help organize your thoughts before writing.

William is desperate to keep Mrs. Phillips from going back to England. Describe his first attempt at getting her to stay.

William is desperate to keep Mrs. Phillips from leaving. He takes her two most prized possessions, a picture of her husband who had been killed in World War II and her mother's pearl circle pin. William thought Mrs. Phillip's would never leave without these two objects. (page 5)

William's actions are a foreshadowing of events that are to come. Predict what will happen to Mrs. Phillips. Use details from the story to give reasons for your prediction.

The reader can predict that William's desperation to keep Mrs. Phillips from leaving will likely cause him to do other things to keep Mrs. Phillips from leaving. "The castle doesn't make any difference. I'm still going to figure out a way to make you stay." (page 16)

Describe the result of William's actions.

Once William learns Mrs. Phillips would leave without her possessions (page 6), William puts the objects back on her bureau. (page 7) Mrs. Phillip sees William returning the objects, so he tells her the truth; he thought he could get her to stay.

Describe each character.

**W
I
L
L
I
A
M**

10 year old boy

busy parents

raised by nanny, Mrs. Phillips

gentle hearted

**M
R
S.

P
H
I
L
L
I
P
S**

nanny to William for past 10 years

from Stow-on-the-Wold, England

reads to William from King Arthur and the Knights of the Round Table

loves William

[CCSS.ELA-Literacy.RL.5.3](#) Compare and contrast two or more characters, settings, or events in a story or drama, drawing on specific details in the text (e.g., how characters interact).

[CCSS.ELA-Literacy.RL.6.1](#) Cite textual evidence to support analysis of what the text says explicitly as well as inferences drawn from the text.

Research Paper Lesson 1 - Citations (Creating a Bibliography)

Common Core Standard

5th Grade Standards

- **CCSS.ELA-Literacy.W.5.7** Conduct short research projects that use several sources to build knowledge through investigation of different aspects of a topic.
- **CCSS.ELA-Literacy.W.5.8** Recall relevant information from experiences or gather relevant information from print and digital sources; summarize or paraphrase information in notes and finished work, and provide a list of sources.

6th Grade Standards

- **CCSS.ELA-Literacy.W.6.7** Conduct short research projects to answer a question, drawing on several sources and refocusing the inquiry when appropriate.
- **CCSS.ELA-Literacy.W.6.8** Gather relevant information from multiple print and digital sources; assess the credibility of each source; and quote or paraphrase the data and conclusions of others while avoiding plagiarism and providing basic bibliographic information for sources.
- **CCSS.ELA-Literacy.RI.6.1** Cite textual evidence to support analysis of what the text says explicitly as well as inferences drawn from the text.

Lesson Goals

To create basic bibliographic information for sources

Essential Question

How do I create a citation page (bibliography) for my research paper?

Lesson Vocabulary

bibliography (a list of sources used by the writer of a research paper)

citation (the act of citing or quoting a reference)

source (the reference material in which information is gathered)

Introduction

Explain to the students that the purpose of this unit is to learn how to write an expository paper (informative/explanatory text). This is a type of writing that explains a topic in a logical and straightforward manner. When the students have finished, their papers will provide details and facts on a topic free of analysis or opinions. This type of writing is very different from narratives which come largely from the students' imaginations or persuasive writing which includes their point of view on the topic in which they are writing.

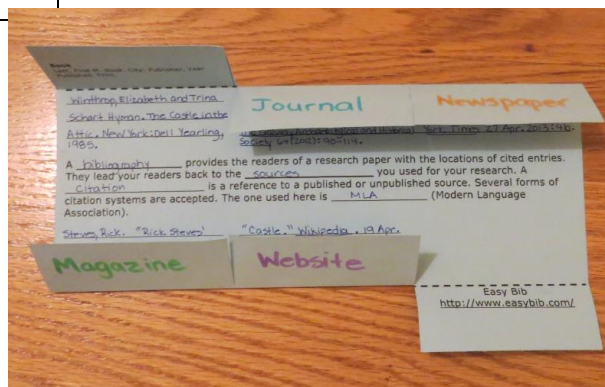
Activity 1 – Organizer

Have students create the organizer as you go over the steps for creating a bibliography (Works Cited Page). Use page 16 as reference sources in creating the citations.

[Note: This organizer goes over the MLA format because it is free when using Easy Bib <http://www.easybib.com/>.]

Key for Organizer

Book	Journal	Newspaper
Winthrop, Elizabeth, and Trina Schart Hyman. <u>The Castle in the Attic</u> . New York: Dell Yearling, 1985.	Larkin, Patrick. "The Castles of Lough Derg: An Illustrated Survey." <u>Journal of the Galway Archaeological and Historical Society</u> 64 (2012): 90-114.	Akam, Simon. "A Baedeker Tour, 100 Years Later." <u>The New York Times</u> 27 Apr. 2013: 4b.
A bibliography provides the readers of a research paper with the locations of cited entries. They lead your readers back to the sources you used for your research. A citation is a reference to a published or unpublished source. Several forms of citation systems are accepted. The one used here is MLA (Modern Language Association).		
Magazine	Website	
Steves, Rick. "Rick Steves' Europe: Medieval Castles." <u>Smithsonian</u> May 2010: 63-65.	"Castle." <u>Wikipedia</u> . 19 Apr. 2013. Wikimedia Foundation. 27 Apr. 2013 < http://en.wikipedia.org/wiki/Castle >.	



Directions:

You are to create an organizer to help you remember the structure for creating bibliographic information for sources. Use each of the following texts in creating the citation on your organizer.

Book

Title Page

The Castle in the Attic

Elizabeth Winthrop

Frontispiece and chapter title decorations by
Trina Schart Hyman

A Dell Yearling Book
New York, New York

©1985

Journal

Cover

Journal of the Galway Archaeological and Historical Society

Volume 64 (2012)

The Castles of Lough Derg: an Illustrated Survey

By *Patrick Larkin*

Page Numbers

Pg. 90-114

Newspaper

Front Page

The New York Times

Saturday, April 27, 2013

4b

A Baedeker Tour,
100 Years Later

By SIMON AKAM

IT was a cold and overcast afternoon, and the Alexandra Hotel looked like a stern and gray matron....

Magazine

Cover

Smithsonian

May 2010

RICK STEVES

Rick Steves'
Europe: Medieval Castles

Ancient fortresses offer glimpses of medieval brutality and 19th-century Romanticism

63

Pages 63-65

Website

<http://en.wikipedia.org/wiki/Castle>

WIKIPEDIA

The Free Encyclopedia

Links

Links

Links

Links

Castle

From Wikipedia, the free encyclopedia

This article is about medieval fortifications.


This page was last modified on 3 April 2013 at 19:55.

Book Last, First M. <i>Book</i> . City: Publisher, Year Published. Print.	Journal Last, First M., and First M. Last. "Article Title." <i>Journal Title</i> Series Volume. Issue (Year Published): Page(s). Print.	Newspaper Last, First M. "Article Title." <i>Newspaper Title</i> [City] Date Month Year Published: Page(s). Print. *City Note: Only include if city is not in newspaper title. Do not include if well-known or nationally published.
<hr/> <hr/> <hr/>		
<p>A _____ provides the readers of a research paper with the locations of cited entries. They lead your readers back to the _____ you used for your research. A _____ is a reference to a published or unpublished source. Several forms of citation systems are accepted. The one used here is _____ (Modern Language Association).</p> <hr/> <hr/> <hr/>		
Magazine Last, First M. "Article Title." <i>Magazine Title</i> Date Month Year Published: Page(s). Print.	Website Last, First M. "Article Title." <i>Website Title</i> . Website Publisher, Date Month Year Published. Web. Date Month Year Accessed. <URL>.	Easy Bib http://www.easybib.com/

Credits



KG Fonts



ron leishman
digital toonage



Microsoft
Office
Clipart
Gallery




MyCuteGraphics




Visit me on

<http://www.pinterest.com/indagaymiller/>



Teachers Pay
Teachers

<http://www.teacherspayteachers.com/Store/Gay-Miller>



Visit my website at

<http://bookunitsteacher.com/>

