

A Resource Guide
for The Perilous
Road



Unit Created by Gay Miller

Introduction

When I began teaching in the Dark Ages, teaching standards were in a dusty book on the shelf in the principal's office. Few teachers knew they existed, and no one used them. At this time, textbook companies determined what was taught and how the skills were taught. I decided to start creating book units because I simply wanted to teach my way.

As you well know, teaching standards are now the most important resource teachers have. The standards have been updated and revised repeatedly to become a valuable tool. Each time the standards were revised, I revised the book units to reflect the changes. I am currently updating the units once again to incorporate the Common Core Standards.

With each revision of the teaching standards, I only updated the books I was currently teaching. Because some books were moved to different grade levels by our school system, and I dropped other books to make room for new, some of my book units were not revised and remain very basic.

I have discovered that updating units is very time consuming, so after much contemplating I have made this decision.

I am going to make the basic units that are not receiving much traffic on the Teachers Pay Teachers site free in place of revising them. This will give me more time to devote to the book units I have decided to update and time to make some new things I have swimming around in my head.

I want to thank you for visiting my store and I hope you will enjoy this unit.

Gay Miller

Lesson Plans at a Glance

Chapter	Vocabulary	Activity	Activity Description
Chapter 1	pertness bluff	Setting of the Book and Confederate Generals	Use a U.S. map to locate Walden's Ridge, research the area's geography and Civil War battles. Research Generals Wheeler and Bragg.
Chapter 2	plunder retort	Comparing Real and Fictional Events	Create a timeline showing events in the story alongside real Civil War events.
Chapter 3	dire peril	Objects That Have a Deeper Meaning	Learn what pawpaws are; begin a list of symbolic items (e.g., pawpaws, ginger snaps, hunting shirt).
Chapter 4	scalawag grabble	Debating Chris's Perspective	Partner debate: One defends Chris's hatred of Yankees; the other argues for understanding both sides using text and historical context.
Chapter 5	sullen meek	Nonfiction Novel Tie-In	Read <i>If You Lived at the Time of the Civil War</i> and connect its historical details to events in <i>The Perilous Road</i> .
Chapter 6	flounder sentry	Create a Civil War Newspaper	Work in groups to create newspaper articles, illustrations, and opinion pieces based on 1863–1864 events. Include fictional letters to the editor.
Chapter 7	counter dogtrot	Writing Letters	Write a historical letter to a Civil War soldier, paralleling Chris's emotional conflict.
Chapter 8	reprove boughs	Make a Character Journal	Begin a journal written from Chris's point of view to reflect on his internal growth and turning points.
Chapter 9	addled behoove	Create a Loyalty Spectrum	Create a chart ranking Chris's loyalty to different people and causes. Reflect on how and why his loyalties shift.
Chapter 10	rouse idle	Mapping Chris's Journey	Trace Chris's journey using a map; label key locations and geographic features that influenced Civil War strategies.
Chapter 11	slathers fortify	A Change in Perspective	Create a T-chart comparing Chris's beliefs early in the novel vs. now. Write a reflection on his transformation.
Chapter 12	balk woeful	Making Gingerbread	Explore the historical significance of gingerbread during the Civil War. Follow a recipe to bake it.
Chapter 13	cower feebly	Readers' Theater – Chris's Conflict	Write and perform a short skit or monologue showing Chris's internal dilemma about warning Union soldiers.
Chapter 14	roiled rolled	Final Character Snapshot – Chris Then and Now	Make a poster or visual comparing Chris's character at the start and end of the novel using quotes, symbols, and reflection.

Vocabulary for The Perilous Road

pertness - inappropriate playfulness, sassiness, feistiness, mischief, liveliness

Page 4 - Then scraping off the hair, that was a job to take the **pertness** plumb out of a body.

bluff - a high, steep bank, as by a river or the sea, or beside a ravine or plain; a cliff with a broad face

Page 8 - Shoot him and shove him right off the **bluff** and wouldn't nobody ever know, just me and Silas, and we wouldn't tell.



plunder - that which is taken by open force from an enemy; pillage; spoil; booty

Page 20 - They'll just hope to get back to camp with all that **plunder**.

retort - to reply, especially to answer in a quick, caustic, or witty manner.

Page 20 - "You know I ain't scared one bit." Chris **retorted** quickly.



dire - warning of or having dreadful or terrible consequences; calamitous, awful, dreadful, horrible, grim

Page 29 - Whoever it was would go on by and never know that under his feet Chris Brabson hung by his fingertips in the **direst** kind of **peril**.

Page 91 - But if she can't make out the dark figure, she'll die within a year of a dire disease.

peril - imminent danger, threat, risk, hazard

Page 29 - Whoever it was would go on by and never know that under his feet Chris Brabson hung by his fingertips in the **direst** kind of **peril**.



scalawag - ne'er-do-well, good-for-nothing, troublemaker, rascal

Page 36 - Mammy and Pappy would speak out, would say nay to their oldest son joining up with such thieves and **scalawags**.

grabble - to feel around with the hands; grope, feel blindly, flounder

Page 36 - "You better hush up that kind of foolish talk and get to **grabbling** up them 'taters, Chris snarled at her.



sullen - showing a brooding ill humor or silent resentment; morose or sulky, glowering, gloomy, grim

Page 48 - Chris slid his eyes around at his father and then stood there, **sullen** and silent.

meek - easily imposed on; submissive, docile, compliant

Page 52 - A body oughtn't to stand there **meek** as Moses while the soldiers stole food and horses.

Special Note:

tarnal - regional (Chiefly New England & Upper Southern U.S.) slang for tarnation

Page 45 - This haul up the mountainside is **tarnal** hard on critters, and when they get to the pen, they leave the tired mules and get some fresh ones for the rest of the way to Chattanooga."



flounder - to make clumsy attempts to move or regain one's balance; struggle, thrash, wallow

Page 65 - Even the moonlight wasn't much help to him, and he **floundered** around like a three-legged cow.

sentry - a guard, especially a soldier posted at a given spot to prevent the passage of unauthorized persons; sentinel, patrol

Page 67 - Looking at the blade gleaming up over the **sentry's** head, Chris flinched and ran his tongue around inside his dry mouth.

Page 68 - The **sentry** passed, but still Chris lay there.

Page 70 "What's the matter with you boys? What's got you so stirred up?" asked the **sentry** suddenly, right at Chris's elbow.



counter - to meet or return (a blow) by another blow; respond to, set off, deal with, counteract

Page 77 - "What was you doing there, Chris Brabson?" **countered** Silas.

dogtrot - a roofed passage between two parts of a structure

Page 78 - Chris walked down the **dogtrot**.



reprove - to voice or convey disapproval of; take to task, reprimand, scold, chide, reproach

Page 88 - "Oh, now, Sallie Jean," Mrs. Barbson **reproved** her.

boughs - a tree branch, especially a large or main branch

Page 94 -

Guess where I sat a long time last night,

Up in the **boughs** my heart did ache

To see the hole the fox did make.



addled - muddled confused, befuddled, bewildered, mixed up, punchy, rattled, shook, shook up, unglued

Page 99 - His pappy must be **addled** just to stand idly by while somebody burned down the farm.

behoove -to be necessary or proper, be expected, be fitting, be right, necessitate

Page 99 - Them fellers is up to no good, and it would **behoove** us to lay low.



rouse - to excite, as to anger or action; stir up, provoke, stir up

Page 109 - Them fellers was truly **roused** up about Jethro and out to do any sort of meanness.

idle - lacking substance, value, or basis; casual, hollow

Page 111 - It ain't a fit subject for **idle** talk.



slathers - to use or give great amounts of

Page 113 - "That ain't what you might call **slathers** of game." he said aloud in disgust.

fortify - to reinforce by adding material; strengthen, build up

Page 114 - They would begin to tell him how the Federal army was leaving Chattanooga and **fortifying** Walden's Ridge.



balk - to stop short and refuse to go on, shy away, drawl back

Page 123 - He'd seen a heap of Yankee soldiers on the mountaintop, but he **balked** at walking right smack in among them.

woeful - deplorably bad or wretched, sorrowful, mournful

Page 134 - Chris noticed two or three of the group looked **woeful** enough to wring your heart.



cower - to cringe in fear, recoil, shy away

Page 138 - He **cowered** back inside the wagon, out of sight.

feebly - lacking strength; weak

Page 139 - The beast kicked **feebly** and then was still.



rolled - to move forward along a surface by revolving on an axis or by repeatedly turning over

roiled - to make (a liquid) muddy or cloudy by stirring up sediment

Page 150 - The smoke and dust **rolled** and **roiled** among the trees.



Vocabulary Practice 1

pertness	bluff	plunder	retort	dire
peril	scalawag	grabble	sullen	meek



1. Which word does not belong with the others?

awful dreadful horrible dire retort grim

2. Complete the following analogy:

ocean : sea :: _____ : cliff

3. Which of the following does not describe meek?

- a) the rebel with hatred in his heart
- b) the man who will always do as he is told
- c) a mother holding her newborn baby
- d) Mr. Barbson when the soldiers took the family's supplies

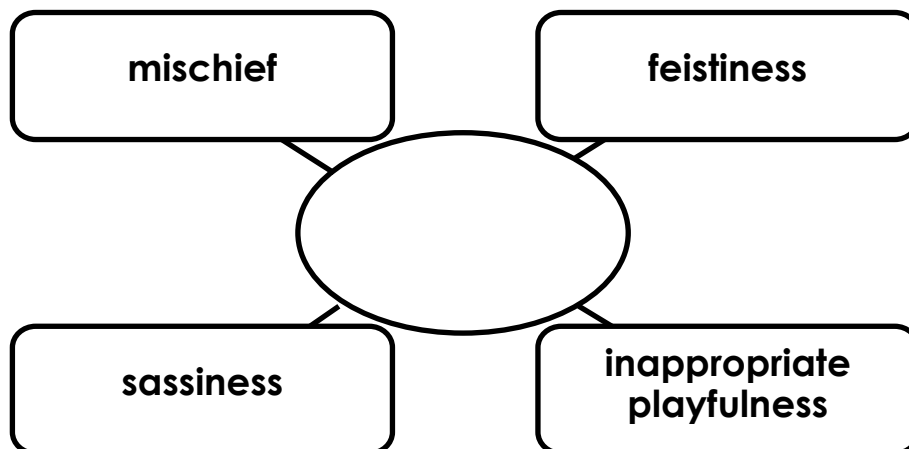
4. Which of the following does NOT describe peril?

- a) a high bluff
- b) a sharp axe
- c) stampeding cattle
- d) a soft bed

5. Which word from the list above best completes this sentence?

Mammy and Pappy would speak out, would say nay to their oldest son joining up with such thieves and _____.

6. Complete the word web.



7. What word means to reply, especially to answer in a quick, caustic, or witty manner?

8. Pick a good replacement word for brooding in the following sentence.

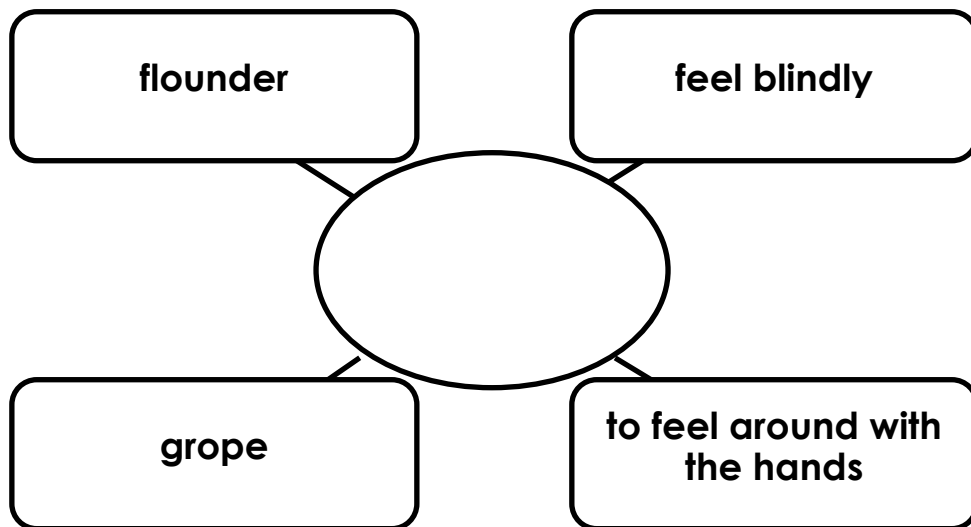
Chris slid his eyes around at his father and then stood there, **brooding** and silent.

9. What does the word plunder mean in the following sentence?

They'll just hope to get back to camp with all that **plunder**.

- a. inappropriate playfulness
- b. a high, steep bank, as by a river or the sea
- c. that which is taken by open force from an enemy
- d. ne'er-do-well, good-for-nothing, troublemaker, rascal

10. Complete the word web.



Vocabulary Practice 2

flounder	sentry	counter	dogtrot	reprove
boughs	addled	behoove	rouse	idle

1. What does **addled** mean in the following sentence?

His pappy must be **addled** just to stand idly by while somebody burned down the farm.

2. Give a synonym from the list above for **guard** as it is used in the following sentence.

The **guard** passed, but still Chris lay there.

3. Antonyms of the word **reprove** include approve, compliment, flatter, praise, and reward. Which of the following is a synonym of **reprove**?

- a. bewildered
- b. reprimand
- c. proper
- d. stir up

4. Choose the best word to complete the sentence from the vocabulary list above.

Chris walked down the _____.

5. Which word can replace the words **necessitate** in the following sentence? Use a word from the list above.

Them fellers is up to no good, and it would **necessitate** us to lay low.

6. Complete the following analogy:

Big is to little as put to sleep is to _____.

big : little :: put to sleep : _____.

7. Guess where I sat a long time last night,
Up in the _____ my heart did ache

To see the hole the fox did make. -----

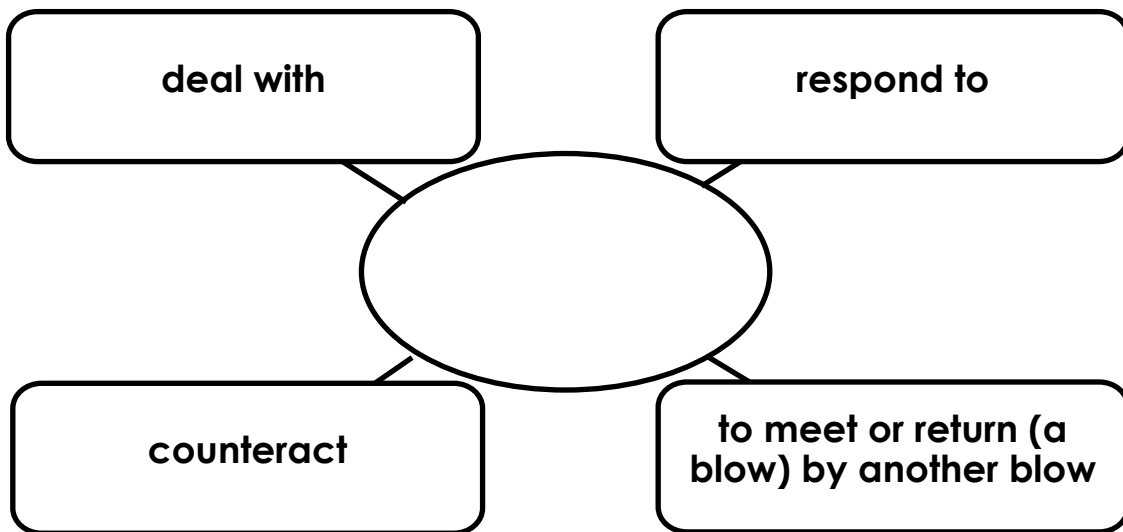
(A tree branch, especially a large or main branch)

- a. sky
- b. boughs
- c. air
- d. tree

8. Give a synonym for **shallow** in the following sentence from the list above.

It ain't a fit subject for **shallow** talk.

9. Complete the word web.



10. Choose the best word from the list above to complete the sentence.

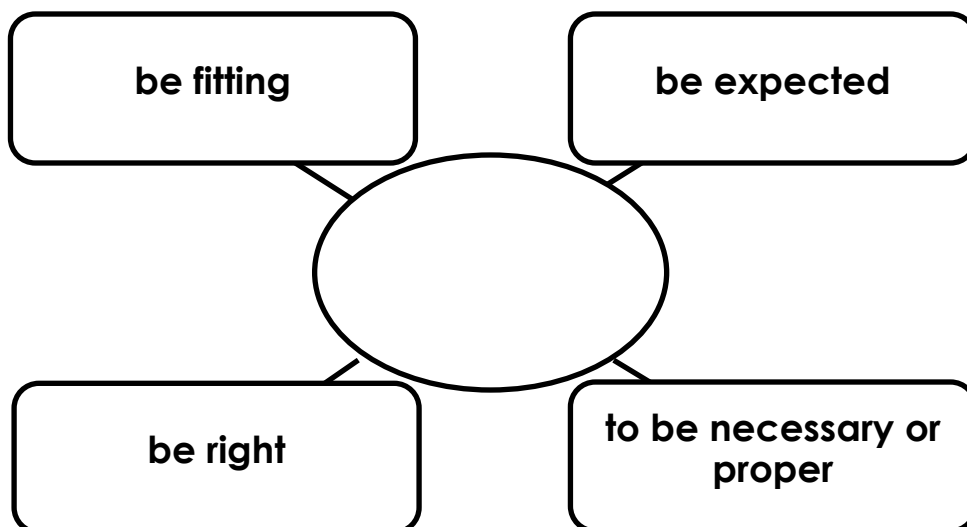
His pappy must be _____ just to stand idly by while somebody burned down the farm.

11. What are the two meanings of **flounder** in the following sentences?

Even the moonlight wasn't much help to him, and he **floundered** around like a three-legged cow.

The **flounder** hide deep in the water trying to keep out of the way of the fisherman's hook.

12. Complete the word web.



Vocabulary Practice 3

slathers

fortify

balk

woeful

cower

feebly

rolled

roiled

~~~~~

1. Which word does not belong with the others?

woeful

wretched

sorrowful

feebly

grim

2. Complete the following analogy:

ocean : sea :: cringe : \_\_\_\_\_

3. Which of the following does not describe balk?

a) a horse that refuses to go over a jump

b) a knight that runs from a dragon

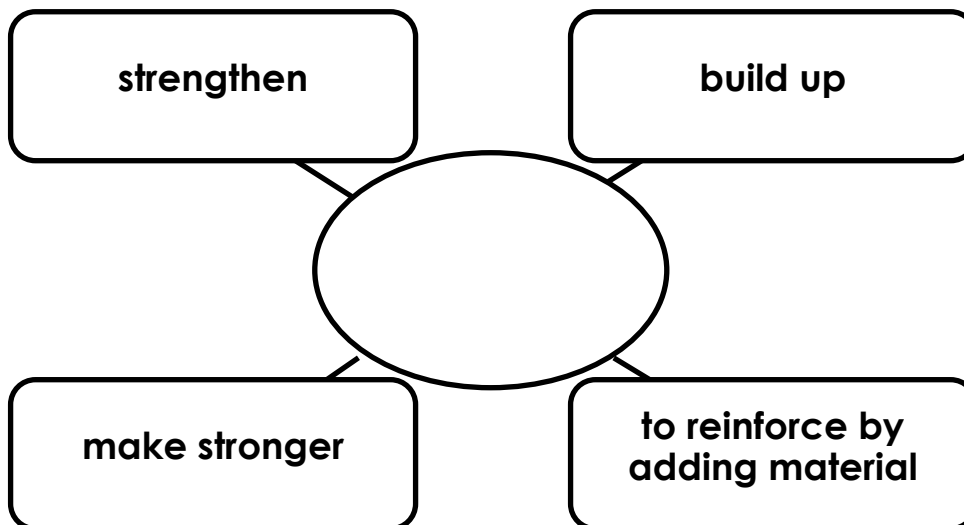
c) General Wheeler leading the troops into battle

d) Chris's feeling when he must leave the mountaintop and go into the Yankee camp

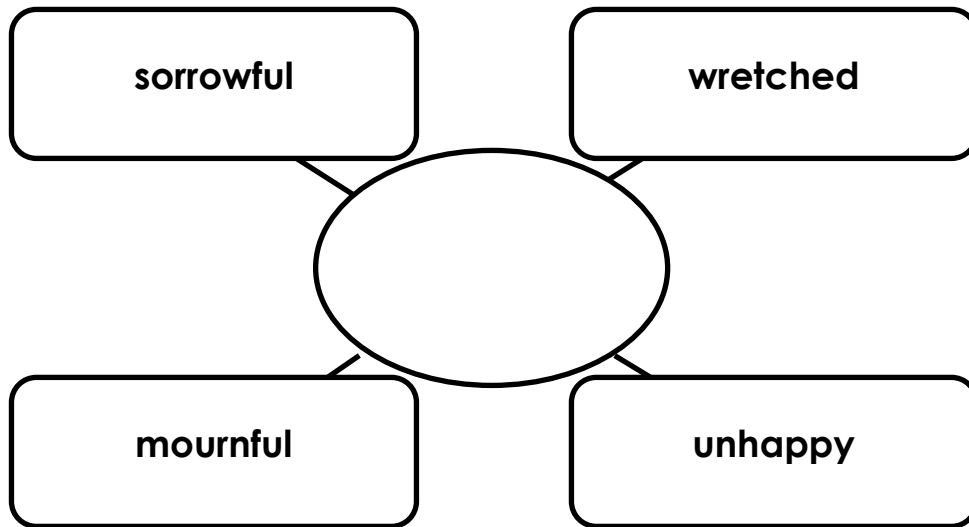
4. Which word from the list above best completes this sentence?

The beast kicked \_\_\_\_\_ and then was still.

5. Complete the word web.



6. Complete the word web.



7. What word means to make (a liquid) muddy or cloudy by stirring up sediment?

\_\_\_\_\_

8. Pick a good replacement word for shrank in the following sentence.

He shrank back inside the wagon, out of sight.

\_\_\_\_\_

9. What does the word **rolled** mean in the following sentence?

The smoke and dust **rolled** and roiled among the trees.

- a. to go by as the days rolled by
- b. to come again as summer has rolled around again
- c. repeatedly turning over as in the dust rolled
- d. gentle rises and falls as in the dunes rolled to the sea

10. Which word from the list above best completes this sentence?

"That ain't what you might call \_\_\_\_\_ of game." he said aloud in disgust.

# Vocabulary Test


---

Matching: Write the number of the correct definition in front of the word it describes.

- |               |                                                                                                                          |
|---------------|--------------------------------------------------------------------------------------------------------------------------|
| _____pertness | 1. to make (a liquid) muddy or cloudy by stirring up sediment                                                            |
| _____bluff    | 2. to be necessary or proper, be expected, be fitting, be right, necessitate                                             |
| _____plunder  | 3. a guard, especially a soldier posted at a given spot to prevent the passage of unauthorized persons; sentinel, patrol |
| _____retort   | 4. to meet or return (a blow) by another blow; respond to, set off, deal with, counteract                                |
| _____dire     | 5. muddled confused, befuddled, bewildered, mixed up, punchy, rattled, shook, shook up, unglued                          |
| _____peril    | 6. easily imposed on; submissive, docile, compliant                                                                      |
| _____scalawag | 7. to move forward along a surface by revolving on an axis or by repeatedly turning over                                 |
| _____grabble  | 8. lacking strength; weak                                                                                                |
| _____sullen   | 9. to use or give great amounts of                                                                                       |
| _____meek     | 10. a roofed passage between two parts of a structure                                                                    |
| _____flounder | 11. lacking substance, value, or basis; casual, hollow                                                                   |
| _____sentry   | 12. ne'er-do-well, good-for-nothing, troublemaker, rascal                                                                |
| _____counter  | 13. to cringe in fear, recoil, shy away                                                                                  |
| _____dogtrot  | 14. a tree branch, especially a large or main branch                                                                     |
| _____reprove  | 15. to reinforce by adding material; strengthen, build up                                                                |
| _____boughs   | 16. showing a brooding ill humor or silent resentment; morose or sulky, glowering, gloomy, grim                          |
| _____addled   | 17. that which is taken by open force from an enemy; pillage; spoil; booty                                               |
| _____behoove  | 18. A high, steep bank, as by a river or the sea, or beside a ravine or plain; a cliff with a broad face                 |
| _____rouse    | 19. to feel around with the hands; grope, feel blindly, flounder                                                         |

|               |                                                                                                         |
|---------------|---------------------------------------------------------------------------------------------------------|
| _____idle     | 20. to excite, as to anger or action; stir up, provoke, stir up                                         |
| _____slathers | 21. warning of or having dreadful or terrible consequences; calamitous, awful, dreadful, horrible, grim |
| _____fortify  | 22. to voice or convey disapproval of; take to task, reprimand, scold, chide, reproach                  |
| _____balk     | 23. deplorably bad or wretched, sorrowful, mournful                                                     |
| _____woeful   | 24. to reply, especially to answer in a quick, caustic, or witty manner                                 |
| _____cower    | 25. to make clumsy attempts to move or regain one's balance; struggle, thrash, wallow                   |
| _____feebly   | 26. to stop short and refuse to go on, shy away, draw back                                              |
| _____rolled   | 27. an inappropriate playfulness, sassiness, feistiness, mischief, liveliness                           |
| _____roiled   | 28. imminent danger, threat, risk, hazard                                                               |

# Comprehension



# The Perilous Road Chapter 1 Pages 1 - 15

1. What kind of chores did Chris usually do?
  - a) plant seeds, gather nuts, and tend the horses
  - b) fetch water, slop the hogs, and clean out the barn
  - c) shuck beans, whittle, and braid corn-shuck bridles
  
2. Chris lived -----.
  - a) in Chattanooga, Tennessee
  - b) in Bridgeport, Alabama
  - c) in Caroliny
  - d) on Walden's Ridge
  
3. Chris hated the ----- soldiers.
  - a) Northern
  - b) Southern
  
4. Chris worked hard so he could have ----.
  - a) a fringed buckskin shirt
  - b) a hunting rifle
  - c) a horse of his own
  - d) a vegetable garden
  
5. Chris sat by the spring and waited for Silas so they could -----.
  - a) go squirrel hunting
  - b) fetch the cows
  - c) go fishing
  
6. Jesse Webb was headed to Chattanooga to -----.
  - a) get supplies for his farm
  - b) buy rifles
  - c) talk to his son in prison
  - d) trade squirrels for powder and lead
  
7. General Bragg surrounded three sides of Chattanooga to -----.
  - a) stop supplies from coming in
  - b) kill all Feds leaving the town
  - c) bargain with the Feds
  
8. The Feds had to get their supplies in Bridgeport -----.
  - a) sixty miles away
  - b) just on the other side of the Tennessee River
  - c) a day's walk from Chattanooga

9. Silas said the Feds were eating -----.

- a) 'possum
- b) rats
- c) dogs
- d) ground hogs

10. What did the preacher mean when he said, "them that live to come home will have the mark of the beast upon them."?

- a) The men will have scars.
- b) Many of the men coming home from war will be wounded.
- c) War changes men for the worst.

11. Chris and Silas each got ---- squirrels.

- a) 4
- b) 2
- c) 3
- d) 8

12. Silas wanted the squirrels that were -----.

- a) bushy tailed
- b) gray
- c) plump
- d) shot in the left eye

13. What did Chris see when he reached home?

- a) Yankee soldiers were in his yard.
- b) His house was on fire.
- c) His brother and father were hoeing the corn.
- d) His mother was fighting off a bear.

14. A good title for this chapter could be -----.

- a) The Battle of Chickamauga
- b) Chattanooga Raid
- c) Squirrel Hunting
- d) The Preacher Man

## The Perilous Road Chapter 2 Pages 16-25

1. The Yankee soldiers were -----.
  - a) setting fire to the Barbson's house
  - b) stealing the Barbson's cows
  - c) taking all the Barbson's food
  
2. Why did Silas stop Chris from shooting the Yankees?
  - a) Silas was afraid Chris would shoot his parents.
  - b) Silas didn't want the troop at the fort to hear the gunshots.
  - c) Silas was friends with one of the Yankee soldiers.
  
3. The Yankee troops even took the Barbson's -----.
  - a) horse
  - b) cow
  - c) pig
  - d) chickens
  
4. Silas and Chris ran through the woods -----.
  - a) to catch the deer
  - b) to get help from the Southern army
  - c) to ambush the Yankee soldiers
  
5. Chris had a difficult time aiming his rifle because ----.
  - a) he was behind a rock
  - b) he was out of breath
  - c) he was standing on a steep hill
  
6. Chris hid from the soldiers -----.
  - a) by climbing a tree
  - b) in the laurel slick
  - c) behind a large boulder
  - d) in a great crack at the side of the bluff
  
7. Chris put his rifle -----.
  - a) in the bushes
  - b) down his pant leg
  - c) under a rock
  
8. At the end of Chapter 2 Chris -----.
  - a) shot a soldier
  - b) got caught by the soldiers
  - c) was falling
  
9. A good title for Chapter 2 could be -----.
  - a) The Enemy Gets Too Close
  - b) Hunting by the River
  - c) Best Friends

## The Perilous Road Chapter 3 Pages 26-34

1. While Chris was hanging onto the rock he heard the Yankee soldiers talking about -----.

- a) the soldier's sweetheart
- b) secret military plans
- c) the beautiful view
- d) the fine meal they would have that night

2. What did Chris wish he could do as he was hanging on the bluff?

- a) die a quick death
- b) join the army
- c) call the Yankee soldiers back
- d) say goodbye to his mammy

3. Who rescued Chris?

- a) Jethro
- b) the Yankee soldiers
- c) Silas

4. Jethro gave Chris ---- to make him feel better.

- a) pawpaws
- b) water
- c) a peach
- d) lemonade

5. What is a pawpaw?

- a) a place for bears to hibernate
- b) a type of rifle
- c) a nickname for a granddad
- d) small, fruit bearing tree

6. Jethro said he supported the -----.

- a) Union
- b) Confederacy

7. The main idea of Chapter 3 is -----.

- a) Chris's rescue and talk with his brother
- b) Chris challenges the Union soldiers
- c) Silas's plan fails

## The Perilous Road Chapter 4 Pages 35 - 43

1. Leah's ring was made from -----.

- a) a gold coin
- b) a peach seed
- c) chicken wire
- d) braided silver cord

2. Where did Leah get the ring?

- a) her boyfriend
- b) her mammy and pappy
- c) Chris
- d) a Yankee soldier

3. Why did Chris wish to go to Bridgeport, Alabama?

- a) to steal Yankee supplies
- b) to live with his aunt and uncle
- c) to blow up the supply depot
- d) to learn military secrets

4. How would the Barbson family live through the winter?

- a) buy provisions from Chattanooga
- b) gather up what they could from their fields and nearby woods
- c) send Jethro to their cousins to bring back supplies

5. Mrs. Barbson wasn't upset that the soldiers took their food, but she couldn't understand why they -----.

- a) took the wild hog and her young ones
- b) took the beds from their home
- c) took Old Codger
- d) took their cow

6. How did Chris feel at the end of Chapter 4?

- a) hot and tired
- b) glad to be alive
- c) mean
- d) full of hate

7. The main idea of Chapter 4 was for the reader to -----.

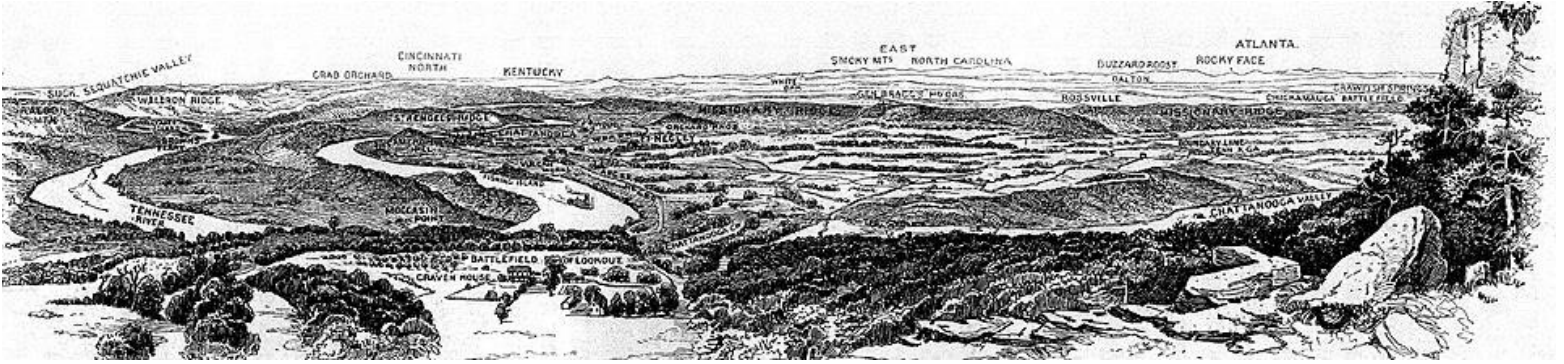
- a) learn how to dig potatoes
- b) understand Chris's feelings
- c) understand that soldiers had to survive too

## The Perilous Road Chapter 5 Pages 44-55

1. The army used mules to -----.
  - a) move heavy logs from the road
  - b) haul the supply wagons
  - c) as pack animals
2. What chore did Chris and his father do?
  - a) rounded up the wild hogs
  - b) plow the field to make it ready for planting in the spring
  - c) carried in logs for firewood
  - d) carried in barrels of water
3. While Chris was pulling the third log -----.
  - a) he twisted his ankle by stepping on a sharp rock
  - b) he saw a snake on the path and fell down to keep from stepping on it
  - c) he stepped on a thorn and the log rolled over his foot
4. Chris went too far when he -----.
  - a) called Jethro a traitor
  - b) called his pappy a Union lover
  - c) stole their neighbor's mule
  - d) told his mammy he was going to starve to death
5. Mr. Trantham came to see Mr. Barbson to -----.
  - a) get his saw
  - b) tell the news
  - c) argue with him
6. Lukie called Chris a -----.
  - a) traitor
  - b) Union Sympathizer
  - c) Federalist
  - d) blue-belly
7. Chris plans to meet Lukie the next night to -----.
  - a) plan an attack on the Yankees
  - b) go deer hunting
  - c) prove where his loyalties lie
8. Why did Mr. Trantham want his saw back?
  - a) He wanted to show he was upset that Jethro joined the Union army
  - b) He needed the saw to help cut up his firewood for winter.
  - c) He was going to loan it to the Union army.
  - d) He wanted to teach Lukie how to use it.

9. Several hints have been given as to what Chris plans to do to "prove" he is not a Yankee-lover. What do you think he will do?

- a) stop Jethro from joining the Union army
- b) plan an ambush on the Union army
- c) steal a mule from the Union army



## The Perilous Road Chapter 6 Pages 56-72

1. Why did Chris have a difficult time leaving the house?

- a) Leah wanted to know where he was going.
- b) Mammy wanted him to help her clear away the supper dishes.
- c) Pappy wanted him to help haul logs.

2. How did Chris feel as he was walking to meet Lukie?

- a) carefree
- b) lighthearted
- c) uneasy
- d) excited

3. Chris passed a ----- on the road.

- a) deer
- b) Yankee soldier
- c) dead mule
- d) wagon

4. The boys heard ----- .

- a) bat
- b) an owl
- c) a bobcat
- d) dogs

5. Once an owl -----.

- a) hit Lukie in the face
- b) caught Nate by his hair
- c) screeched in Chris's ear

6. Chris brought along his -----.

- a) gun
- b) knife
- c) sword
- d) cane

7. After hearing Lukie talk about the mule pen, Chris just about decided to turn around and head back home. He was going to give up his plan because he had not planned on -----.

- a) the mules being heavily guarded
- b) the trip taking so long
- c) the night being so dark

8. How did Lukie feel about Chris's plan to free the mules?

- a) very excited - He couldn't wait to help
- b) scared - He wouldn't even go and watch.
- c) glad - He wanted the soldiers to suffer for what they had done to his family.

9. Chris didn't have to be quiet because -----.

- a) someone was playing a guitar
- b) the mules were braying
- c) the soldiers were singing
- d) the wind was blowing

10. Chris didn't like -----.

- a) that so many guards were around the pen
- b) that the pen was in the open
- c) many fires lighted the area all the way around the pen

11. What saved Chris from the sentry finding him in the mule pen?

- a) He ran to get out of the rain.
- b) Another sentry called him away for Chris.
- c) His coffee was ready.

12. How did Chris get the mules to leave the pen?

- a) Thunder scared them.
- b) He went in the pen, yelled, and hit them.
- c) He gently called to them.

## The Perilous Road Chapter 7 Pages 73-81

1. As the mules were stampeding one mule -----.
  - a) bit Chris's leg
  - b) hit Chris in the head
  - c) jumped right over Chris
  
2. ----- saved Chris's life from the mules.
  - a) Jethro
  - b) Lukie
  - c) a Yankee
  - d) Silas
  
3. When Chris asked Silas why he was at the mule pen, Silas answered, ----.
  - a) "I went to let the mules go myself."
  - b) "I was there to see you did it proper."
  - c) "I was trading with the Yankees."
  - d) "I was setting a trap for the Yankees."
  
4. When Chris's mammy caught him sneaking into the house -----.
  - a) she told him his pappy would whip him in the morning
  - b) she told him he would have to do extra chores the next day for punishment
  - c) Silas told her that Chris had been with him
  
5. Chris thought Silas -----.
  - a) must be a spy
  - b) must be a Yankee
  - c) Must be a Confederate
  
6. A good title for Chapter 7 could be: -----.
  - a) Chris's Mammy
  - b) Spying
  - c) The Narrow Escape
  - d) Jethro Saves the Day

## The Perilous Road Chapter 8 Pages 82 - 97

1. How did Chris feel the morning after he released the mules?
  - a) excited and happy
  - b) dull and tired
  - c) angry and disgusted
2. Sallie Jean came over to the Barbsons to bring -----.
  - a) meal
  - b) clothes
  - c) Thumb
  - d) the baby
3. Chris's chore was to -----.
  - a) weave the rope
  - b) work on the shuttle
  - c) crack nuts
  - d) sharpen the axe blades
4. Betsy Poteet took ---- as payment for some weaving she did.
  - a) meat
  - b) meal
  - c) a hoop skirt
  - d) salt
5. The purpose of a dumb supper was to -----.
  - a) see ghosts
  - b) use up all the left overs
  - c) see your future husband
  - d) get rid of warts
6. Sam used ----- to stop Zilpah's leg from bleeding.
  - a) rags
  - b) sheets
  - c) cobwebs
  - d) ashes
7. When Chris went to bed he saw -----.
  - a) old Codger had come home
  - b) someone starting a fire
  - c) a group of Yankee soldiers riding up
8. A good title for Chapter 8 could be -----.
  - a) Dew Poisoning
  - b) The Big Battle
  - c) Just Like Old Times
  - d) The Fall Roundup

## The Perilous Road Chapter 9 Pages 98 - 103

1. Chris wanted to ---- the person who set the shed on fire.
  - a) shoot
  - b) hang
  - c) take to jail
  - d) fight
  
2. Mr. Barbson wanted to ----- while someone burned down the shed.
  - a) get help from the neighbors
  - b) go get the sheriff
  - c) stay out of the way
  - d) shoot the people responsible
  
3. The fire was set because -----.
  - a) Sallie Jean was at the Barbsons
  - b) Chris set the mules loose
  - c) Jethro joined the Northern army
  
4. The shed didn't matter to the Barbsons because -----.
  - a) it was empty
  - b) it was half rotten
  - c) they no longer had any use for it
  
5. Of the three men that burned down the shed, Chris was surprised to see -----.
  - a) Lukie Trantham's pap
  - b) Hoke Edwin
  - c) Silas Agee
  
6. The main idea of Chapter 9 was -----.
  - a) Sallie Jean's visit
  - b) the Yankees make life hard for the Barbsons
  - c) the neighbors show their hatred of the Barbsons
  - d) Thumb runs off

## The Perilous Road Chapter 10 Pages 104-112

1. What event related to the fire hurt Chris the most?

- a) losing the corn seed
- b) losing the hoes and chains
- c) losing his friend Silas
- d) losing Thumb

2. The pond Silas took a bath in was full of -----.

- a) toads
- b) iron ore
- c) mud

3. Silas was cooking -----.

- a) deer
- b) squirrel
- c) 'possum
- d) bear

4. Silas had a plan when he burned the Barbson's barn. What was this plan?

- a) Silas wanted the neighbors to hate the Barbsons.
- b) Silas wanted to signal the Yankee troops.
- c) Silas wanted to cover up a robbery.
- d) Silas wanted Chris to become a spy.

5. The Yankee soldiers blamed the mules getting loose on -----.

- a) a young boy
- b) lightning
- c) Confederate spies
- d) a Confederate attack

6. A good title for Chapter 10 could be -----.

- a) 'Possum Stew
- b) Home Again
- c) The Reason

## The Perilous Road Chapter 11 Pages 113-122

1. Chris had ----- to show for day of hunting.

- a) a deer
- b) a fat old bear
- c) two squirrels and a raccoon

2. While Chris was looking down in the valley he saw -----.

- a) a fire
- b) troops marching
- c) supply wagons

3. After seeing the wagons Chris -----.

- a) just daydreamed about what he should do
- b) went and told Silas what he had seen

4. Jethro's job in the Federal army was -----.

- a) fighting on the front lines
- b) spying
- c) wagon driving
- d) errand runner

5. When Chris first discovered his brother's job he -----.

- a) ran to stop Silas from reporting to the Confederates
- b) ran to warn Jethro
- c) ran to General Bragg

6. When Chris couldn't find Silas he decided to -----.

- a) stop the generals
- b) create an ambush
- c) go warn his brother

7. The main idea of Chapter 11 is -----.

- a) Chris's hunting day goes bad
- b) Chris daydreams about attacking the Union army
- c) Silas can't be found when he is needed
- d) Chris tells a spy where and how the Confederates can attack a Union wagon train, then discovers Jethro could be driving one of the wagons

## The Perilous Road Chapter 12 Pages 123-136

1. The boxes the supply wagon labeled bread had ----- inside of them

- a) guns
- b) hardtack
- c) ammunition
- d) uniforms

2. Chris walked from campfire to campfire -----.

- a) gaining information to report to Silas
- b) trying to set up traps
- c) listening for military secrets
- d) trying to find Jethro

3. Jethro played the -----.

- a) fiddle
- b) guitar
- c) harmonica

4. One soldier gave Chris ----- to eat.

- a) stew
- b) hardtack
- c) ginger snaps
- d) deer meat

5. After talking with the Yankee soldiers Chris discovered -----.

- a) how much he hated them
- b) they were not so bad after all

6. Chris awoke when -----.

- a) the sun hit his face in the morning
- b) the Confederate soldiers began their attack
- c) the man with the goatee gently carried him to the wagon

7. A good title for Chapter 12 could be -----.

- a) The Futile Search
- b) Ginger Snaps
- c) Yankee Songs

## The Perilous Road Chapter 13 Pages 137-149

1. When Chris tried to tell the Confederate soldier not to shoot, the soldier ----.

- a) helped him down from the wagon
- b) told him to get out of there
- c) shot twice at him
- d) called him a traitor

2. When the Confederate soldier shot at Chris, -----.

- a) he jumped from the wagon and ran across the open field
- b) the man with the goatee came and helped Chris
- c) the mules started running away with the wagon

3. Chris watched the battle -----.

- a) from the top of the bluff
- b) from behind a sack of potatoes
- c) crouched in the sumac

4. Chris helped the man who had given him the apple by -----.

- a) going after a medic
- b) giving him water
- c) tying a bandage over his wound

5. Chris knew he wasn't at fault for this battle when -----.

- a) he overheard General Wheeler talking
- b) he found Silas
- c) a soldier told him they had started out three days earlier

6. The soldier told Chris his brother was safe because -----.

- a) he was still in training
- b) he saw him in Bridgeport
- c) only men from the Northern States were in this wagon train

7. The main idea of Chapter 13 was -----.

- a) the supplies are destroyed
- b) Chris is angry at himself for causing such a terrible battle
- c) the battle takes place

## The Perilous Road Chapter 14 Pages 150-156

1. The first thing Chris wanted to do when he got home was -----.

- a) tease Leah
- b) hug his mammy
- c) take a bath
- d) help his pappy

2. As Chris headed for home he saw ---- on the road.

- a) Silas
- b) Leah
- c) his mammy
- d) his pappy

3. Chris told his pappy -----.

- a) everything from the hunting shirt, to the mule pen, to trying to find Jethro
- b) about looking for Jethro
- c) about the hunting shirt
- d) about opening the mule pen

4. Silas -----.

- a) never left the cabin to report about the supply wagon
- b) couldn't find General Wheeler
- c) was captured by the Federals and couldn't report to the army

5. On the way to the cabin Chris spotted ----.

- a) Silas
- b) Jethro
- c) 3 deer
- d) a mule

6. The events of the battle -----.

- a) changed Chris's life forever
- b) would soon be forgotten
- c) made no difference to the way Chris felt about Yankees

# Activities



BATTLE OF CHATTANOOGA.

FAC-SIMILE PRINT BY L. PRANG & CO.

## Activities for 1 Setting of the Book and Confederate Generals

### Activity 1: Setting of the Book

The story is set on Walden's Ridge near Signal Mountain in Tennessee.  
Using a U.S. map:

- Locate Signal Mountain.
- Research the geography of the area: elevation, climate, and local scenery.
- Mark key locations from the story on the map.  
Research battles and notable events that occurred nearby.  
Write a paragraph explaining how the geography of this area influenced military decisions during the Civil War.



|                    |                 |
|--------------------|-----------------|
| <b>City</b>        | Signal Mountain |
| <b>State</b>       | Tennessee       |
| <b>Area Code</b>   | 423             |
| <b>County Name</b> | Hamilton        |
| <b>Latitude</b>    | 35.1598         |
| <b>Longitude</b>   | 85.3333         |
| <b>Elevation</b>   | 685             |

## Activity 2: Confederate Generals

Confederate General Joseph Wheeler was mentioned in the author's note at the beginning of the book, and Confederate General Braxton Bragg was mentioned in this chapter. Research these two generals and the military campaigns referenced in the book. Create a short summary that connects what you learn with what happens in the story.

### Confederate General Joseph Wheeler

"...there can be no doubt that Confederate **General Joseph Wheeler** led a devastating cavalry raid on the Federal wagon train in Sequatchie Valley, October 2, 1863."

[Learn more about Joseph Wheeler](#)

### Confederate General Braxton Bragg

"How come the Yankees are running around loose? Up at Grassy Cove, we heard tell **General Bragg** had them sealed up inside Chattanooga like a frog in a bottle. Has Bragg got 'em or ain't he?"

[Learn more about Braxton Bragg](#)

## Activity for Chapter 2 - Comparing Real and Fictional Events

---

Create a timeline showing both historical events and events from the novel to visualize connections:

This will get you started.

- **1861 (Historical Event):** Civil War begins.
- **1863 (Historical Event):** The Battle of Chattanooga occurs near Signal Mountain.
- **1863 (Story Event):** Chris witnesses Confederate raids on the Federal supply wagon train in Walden's Ridge.
- **1864 (Story Event):** Chris starts to question his hatred toward the Yankees and grows emotionally through his experiences.
- **1865 (Historical Event):** The Civil War ends. Reconstruction begins.

## Activity for Chapter 3 - Objects that Have a Deeper Meaning

In Chapter 3, Jethro gives Chris pawpaws to help him recover from his near-death incident.

- What are pawpaws?

Begin a list of symbols from the novel and their deeper meanings:

- **pawpaws** – survival and kindness
- **hunting shirt** – identity and pride
- **ginger snaps** – unexpected empathy

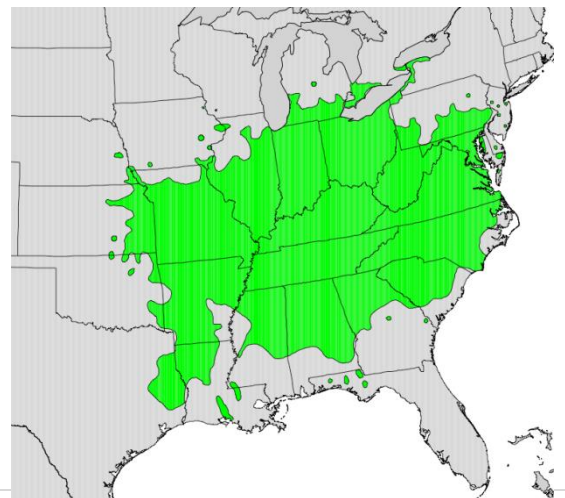
### Pawpaws

In Chapter 3 Jethro gives Chris pawpaws to help him recover from his near death incident. What are pawpaws?

Growing Pawpaws <https://www.purdue.edu/hla/sites/yardandgarden/wp-content/uploads/sites/2/2016/10/HO-220.pdf>



The pawpaw (*Asimina triloba*) is a fruit that grows on a tree native to North America, particularly in the eastern United States. See the map for its growing range. Pawpaw trees have a large size fruit with a creamy, custard-like texture. It is often compared to a mix of banana, mango, and cantaloupe.



### Connection to the Novel

In Chapters 2-4, the reader learns about Chris's hatred for Yankees.

Work with a partner. One person will defend Chris's initial hatred of the Yankees, while the other will argue for understanding both sides of the conflict. Use evidence from the book and historical context to support your arguments.

#### Supporting Chris's Hatred

When Jethro is shown siding with the Confederates, Chris feels a strong sense of familial obligation to hate the Yankees, believing them to be an imminent threat.

Chris sees the Yankees as invaders disrupting the community's way of life.

Chris witnesses the destruction of farms and the suffering of Confederate families, which he attributes to the Union soldiers.

#### Understanding Both Sides

Chris encounters Union soldiers sharing food with him, such as the ginger snaps, challenging his belief that all Yankees are cruel.

Chris sees wounded Yankees, which forces him to reflect on the pain of war, regardless of allegiance.

Jethro's actions and discussions with Chris encourage him to see beyond propaganda and consider individual choices during the war.

### Historical Context for Arguments

#### Defending Chris's Hatred

Many people in Tennessee, where Chris lives, saw Yankees as the enemy because Union soldiers raided their towns and farms, took their belongings, and caused families to suffer. It was common for communities to support the Confederate side and dislike the Yankees, so Chris's feelings make sense for the time and place he grew up in.

#### Understanding Both Sides

The war was hard and painful for everyone—both Yankees and Confederates. Soldiers on both sides were scared, sad, and often unsure if fighting was the right thing to do. Letters and journals written during the war show that many soldiers wanted peace and struggled with the difficult choices they had to make.

## Activity for Chapter 5 - Nonfiction Novel Tie-In

---

### *If You Lived at the Time of the Civil War*

**By Kay Moore**

AR Reading Level: 5.0

Point Value: 3.0

Reading *If You Lived at the Time of the Civil War* would be a great companion to *The Perilous Road* because it helps you understand what life was really like during that time. While *The Perilous Road* tells the story of Chris and his struggles, the nonfiction book explains important facts, like how families were divided by the war and what soldiers and civilians experienced every day. For example, it can show you what soldiers ate, how families dealt with shortages, and how both the Union and Confederate sides felt about the conflict. This extra information makes the events and emotions in the novel feel even more real and help you see the bigger picture of the Civil War.

## Activity for Chapter 6 - Create a Civil War Newspaper

---

Chris begins spying on the Yankees in Chapter 6. This is a good time to begin writing a newspaper covering events happening in 1863-1864. Work with a group of friends. Assign roles—reporters, editorial writers, illustrators—to produce articles, opinion pieces, and sketches.

Include

- news reports about battles or supply raids
- editorials reflecting different views of the war
- “letters to the editor” written by characters in the story

## Activity for Chapter 7- Writing Letters

---

Chris faces internal conflict about his brother's involvement and the realities of war. Writing letters based on this can deepen understanding. Write a letter as if you were a character from the story to a family member or friend fighting in the Civil War, drawing parallels to Chris's experience.

Include

- descriptions of daily life
- fears and hopes
- the impact of the war.

Share letters in small groups and reflect on the emotional toll of separation.

## Activity for Chapter 8- Make a Character Journal

---

Chapter 8 depicts one of several turning points in Chris's journey. Begin journaling as if you're Chris to explain the mix of emotions, decisions that must be made, and how the war changes Chris's outlook.

## Activity for Chapter 9- Create a Loyalty Spectrum

---

In Chapter 9, Chris experiences complex feelings about loyalty—toward his brother, toward Silas, and toward the Confederacy.

Create a **Loyalty Spectrum** chart to visually represent how strongly Chris feels loyal to various people or ideas.

- Make a 5-column chart labeled:
  - Not at all | A little | Somewhat | Mostly | Definitely
- Down the left side, list relationships or concepts such as:
  - loyalty to his brother
  - loyalty to Silas
  - loyalty to the Confederacy
  - loyalty to the Union soldiers who showed him kindness
  - loyalty to what he believes is right
- Place each on the spectrum based on your interpretation of Chris's emotions at this point in the story.

**Reflect:** How do these loyalties conflict with each other? How are they evolving?

## Activity for Chapter 10 - Mapping Chris's Journey

---

### Activity: Map the Road Chris Travels

Chris begins his journey into Union territory in earnest here. Have students trace his path using a historical Civil War map or a modern map of Tennessee.

**Instructions:** Based on textual evidence and historical landmarks, sketch or label:

- where Chris begins
- notable places he passes or describes
- the Union camp location

**Extension:** Include physical geography features (mountains, rivers, etc.) and explain how these features impacted Civil War travel and communication.

## Activity for Chapter 11 - A Change in Perspective

---

### Activity: Chris's Turning Point - Then vs. Now Reflection

In this chapter, Chris's beliefs are seriously challenged as he spends time with Union soldiers.

**Instructions:** Students complete a T-chart or Venn diagram:

- **Left side:** Chris's earlier thoughts/feelings (Chapters 1–6).
- **Right side:** His thoughts now (Chapters 10–11).

**Extension:** Write a paragraph or short response answering...

*How has Chris's view of the Yankees changed? What caused this change?*

## Activity for Chapter 12 - Taste of History: Civil War Cooking.

---

In Chapter 12, Chris is given ginger snaps to eat. Try making these wonderful cookies Share Civil War recipes like hardtack or ginger snaps.

## Activity for Chapter 13 – Empathy and Internal Conflict

---

### Activity: Readers' Theater – Chris's Conflict

Chris is wrestling with how to act on the information he now has and whether to warn the Union soldiers.

#### Instructions

Write a short scene dramatizing Chris's inner conflict as a monologue or dialogue with a symbolic figure (like his brother or Jethro).

#### Focus

Highlight key emotions like fear, loyalty, and empathy.

## Activity for Chapter 14 – Resolution and Growth

---

### Activity: Final Character Snapshot – Chris Then and Now

The novel ends with Chris's internal transformation nearly complete.

**Instructions:** Create a “**Character Portrait**” poster.

Include the following:

- a drawn or symbolic image of Chris
- quotes from the beginning and end of the book showing his change
- traits and beliefs “before” and “after”

# Answer Keys



## Vocabulary Practice and Test

---

|                                                                                                                                                                                                                                                                                                                           |                                                                                                                                                                                                                                                                                                                                                                                                                                                                                                                       |                                                                                                                                                                                                                                                                                                                       |
|---------------------------------------------------------------------------------------------------------------------------------------------------------------------------------------------------------------------------------------------------------------------------------------------------------------------------|-----------------------------------------------------------------------------------------------------------------------------------------------------------------------------------------------------------------------------------------------------------------------------------------------------------------------------------------------------------------------------------------------------------------------------------------------------------------------------------------------------------------------|-----------------------------------------------------------------------------------------------------------------------------------------------------------------------------------------------------------------------------------------------------------------------------------------------------------------------|
| <ol style="list-style-type: none"><li>1. retort</li><li>2. bluff</li><li>3. the rebel with hatred in his heart</li><li>4. a soft bed</li><li>5. scalawags</li><li>6. pertness</li><li>7. retort</li><li>8. sullen</li><li>9. c. That which is taken by open force from an enemy</li><li>10. grabble</li><li>11.</li></ol> | <ol style="list-style-type: none"><li>12. Possible answers:<br/>muddled confused,<br/>befuddled, bewildered,<br/>mixed up, punchy,<br/>rattled, shook, shook up,<br/>unglued</li><li>13. sentry</li><li>14. b. reprimand</li><li>15. dogtrot</li><li>16. behoove</li><li>17. rouse</li><li>18. b. boughs</li><li>19. idle</li><li>20. counter</li><li>21. addled</li><li>22. a. To make clumsy attempts to move or regain one's balance;<br/>struggle, thrash, wallow<br/>b. A flatfish</li><li>23. behoove</li></ol> | <ol style="list-style-type: none"><li>1. feebly</li><li>2. cower</li><li>3. General Wheeler leading the troops into battle</li><li>4. feebly</li><li>5. fortify</li><li>6. woeful</li><li>7. roiled</li><li>8. cowered</li><li>9. c. repeatedly turning over as in the dust<br/>rolled</li><li>10. slathers</li></ol> |
|---------------------------------------------------------------------------------------------------------------------------------------------------------------------------------------------------------------------------------------------------------------------------------------------------------------------------|-----------------------------------------------------------------------------------------------------------------------------------------------------------------------------------------------------------------------------------------------------------------------------------------------------------------------------------------------------------------------------------------------------------------------------------------------------------------------------------------------------------------------|-----------------------------------------------------------------------------------------------------------------------------------------------------------------------------------------------------------------------------------------------------------------------------------------------------------------------|

# Vocabulary Test

---

27 pertness  
18 bluff  
17 plunder  
24 retort  
21 dire  
28 peril  
12 scalawag  
19 grabble  
16 sullen  
6 meek  
25 flounder  
3 sentry  
4 counter  
10 dogtrot  
22 reprove  
14 boughs  
5 addled  
2 behoove  
20 rouse  
11 idle  
9 slathers  
15 fortify  
26 balk  
23 woeful  
13 cower  
8 feebly  
7 rolled  
1 roiled

|                                                                                                                                                                                    |                                                                                                                        |                                                                                                             |                                                                                                  |                                                                                                                        |
|------------------------------------------------------------------------------------------------------------------------------------------------------------------------------------|------------------------------------------------------------------------------------------------------------------------|-------------------------------------------------------------------------------------------------------------|--------------------------------------------------------------------------------------------------|------------------------------------------------------------------------------------------------------------------------|
| <p>Chapter 1</p> <p>1. (c)<br/>2. (d)<br/>3. (a)<br/>4. (a)<br/>5. (a)<br/>6. (c)<br/>7. (a)<br/>8. (a)<br/>9. (b)<br/>10. (c)<br/>11. (a)<br/>12. (d)<br/>13. (a)<br/>14. (c)</p> | <p>Chapter 2</p> <p>1. (c)<br/>2. (a)<br/>3. (a)<br/>4. (c)<br/>5. (b)<br/>6. (d)<br/>7. (a)<br/>8. (c)<br/>9. (a)</p> | <p>Chapter 3</p> <p>1. (c)<br/>2. (d)<br/>3. (a)<br/>4. (d)<br/>5. (a)<br/>6. (a)<br/>7. (a)</p>            | <p>Chapter 4</p> <p>1. (b)<br/>2. (d)<br/>3. (c)<br/>4. (b)<br/>5. (c)<br/>6. (d)<br/>7. (b)</p> | <p>Chapter 5</p> <p>1. (b)<br/>2. (c)<br/>3. (c)<br/>4. (a)<br/>5. (a)<br/>6. (d)<br/>7. (c)<br/>8. (a)<br/>9. (c)</p> |
| <p>Chapter 6</p> <p>1. (a)<br/>2. (c)<br/>3. (c)<br/>4. (c)<br/>5. (b)<br/>6. (b)<br/>7. (a)<br/>8. (b)<br/>9. (d)<br/>10. (b)<br/>11. (a)<br/>12. (a)</p>                         | <p>The Perilous Road</p> <p>1. (c)<br/>2. (d)<br/>3. (b)<br/>4. (c)<br/>5. (a)<br/>6. (c)</p>                          | <p>Chapter 8</p> <p>1. (b)<br/>2. (a)<br/>3. (d)<br/>4. (c)<br/>5. (c)<br/>6. (c)<br/>7. (b)<br/>8. (c)</p> | <p>Chapter 9</p> <p>1. (a)<br/>2. (c)<br/>3. (c)<br/>4. (b)<br/>5. (c)<br/>6. (c)</p>            | <p>Chapter 10</p> <p>1. (c)<br/>2. (b)<br/>3. (c)<br/>4. (d)<br/>5. (b)<br/>6. (c)</p>                                 |
| <p>Chapter 11</p> <p>1. (c)<br/>2. (c)<br/>3. (b)<br/>4. (c)<br/>5. (a)<br/>6. (c)<br/>7. (d)</p>                                                                                  | <p>Chapter 12</p> <p>1. (b)<br/>2. (d)<br/>3. (a)<br/>4. (c)<br/>5. (b)<br/>6. (b)<br/>7. (a)</p>                      | <p>Chapter 13</p> <p>1. (c)<br/>2. (c)<br/>3. (c)<br/>4. (b)<br/>5. (c)<br/>6. (a)<br/>7. (c)</p>           | <p>Chapter 14</p> <p>1. (c)<br/>2. (d)<br/>3. (a)<br/>4. (a)<br/>5. (c)<br/>6. (a)</p>           |                                                                                                                        |

## Terms of Use

- All rights reserved by Gay Miller.
- This purchase includes a limited license for single classroom use only. You may utilize it for each student you serve.

### Product Don'ts

- You may not upload this product to the Internet or store it in any public retrieval service of any kind outside of using it with your own students.
- No part of the product may be altered for resell or distribution.
- If you have any questions feel free to contact me at [teachwithgaymiller@gmail.com](mailto:teachwithgaymiller@gmail.com).



[Pinterest](#)



[Book Units Teacher Blog](#)

[Teachers Pay Teachers](#)



[YouTube](#)



[Book Units Teacher Website](#)





Check out my new [YouTube](#) channel.