

# One Crazy Summer

*Preview*

Try out this unit. Scroll down to see sample pages.





# PRINTABLE & DIGITAL VOCABULARY

Digital vocabulary practice is provided through Boom Learning Decks.

Drag each word to the correct location on the chart.

decline

origin

downward  
gradient


incline

parentage

lineage

Descent meaning  
Ancestry

Descent meaning  
Slope



# II COMPREHENSION CHECKS

Digital comprehension questions are provided though Boom Learning Decks.

## One Crazy Summer ~ Chapters 1-3

<p>1) Which word best describes Cecile?</p> <ol style="list-style-type: none"><li>helpful</li><li>angry</li><li>mean</li><li>self-absorbed</li></ol>	<p>2) Chapters 1-3 are told through the perspective of ----.</p> <ol style="list-style-type: none"><li>Vonetta</li><li>Fern</li><li>Delphine</li><li>Cecile</li></ol>										
<p>3) Match each chapter title to its meaning.</p> <table><tr><td>____ Cassius Clay</td><td>a) strange greeting</td></tr><tr><td>____ Clouds</td><td></td></tr><tr><td>____ Golden Gate Bridge</td><td>b) turbulence</td></tr><tr><td>____ Secret Agent</td><td>c) excitement</td></tr><tr><td>____ Mother</td><td></td></tr></table>	____ Cassius Clay	a) strange greeting	____ Clouds		____ Golden Gate Bridge	b) turbulence	____ Secret Agent	c) excitement	____ Mother		<p>4) The story begins with the girls taking off in the Boeing 727. Read this passage that takes place a little way into Chapter 1.</p> <p>All the way to the airport, Pa had tried to act like he was dropping off three sacks of wash at the Laundromat.</p> <p>Which type of literary element is this?</p> <ol style="list-style-type: none"><li>flash forward</li><li>flashback</li><li>cliffhanger</li><li>foreshadowing</li></ol>
____ Cassius Clay	a) strange greeting										
____ Clouds											
____ Golden Gate Bridge	b) turbulence										
____ Secret Agent	c) excitement										
____ Mother											
<p>5) Sequence the following events in order.</p> <ol style="list-style-type: none"><li>Delphine wants to see the Golden Gate Bridge.</li><li>The plane leaves from JFK Airport.</li><li>Cecile walks so fast the girls can't keep up.</li><li>The stewardess is impatient for the girls to be picked up.</li><li>The girls hug Big Ma.</li></ol>	<p>6) Match each cause to its effect.</p> <table><tr><td>____ Celeste moves to California.</td><td>a) The stewardess scolds the girls.</td></tr><tr><td>____ Delphine wants to see the Golden Gate Bridge.</td><td>b) Cecile argues with the bus driver.</td></tr><tr><td>____ Delphine is tall.</td><td>c) Big Ma leaves Alabama.</td></tr></table>	____ Celeste moves to California.	a) The stewardess scolds the girls.	____ Delphine wants to see the Golden Gate Bridge.	b) Cecile argues with the bus driver.	____ Delphine is tall.	c) Big Ma leaves Alabama.				
____ Celeste moves to California.	a) The stewardess scolds the girls.										
____ Delphine wants to see the Golden Gate Bridge.	b) Cecile argues with the bus driver.										
____ Delphine is tall.	c) Big Ma leaves Alabama.										
<p>7) Which line from the story shows that it is written in first person?</p> <ol style="list-style-type: none"><li>Big Ma doesn't care if President Kennedy's face is on the half-dollar.</li><li>A shrill voice had announced the departing flight to Oakland.</li><li>Being stuck in the middle seat, I was mad at myself.</li><li>To Fern, the Golden Gate Bridge sounded like Sleeping Beauty's castle.</li></ol>	<p>8) What is the implied theme of these chapters?</p> <ol style="list-style-type: none"><li>Bravery</li><li>Bravness</li><li>Evil</li><li>Evil</li></ol>										
<p>9) A dollar today only buys 9.894% of what it could buy back in the 1960s. This means the lady at the airport gave Fern approximately -- money at today's value?</p> <ol style="list-style-type: none"><li>\$5.00</li><li>\$1.50</li><li>\$.50</li><li>\$10.00</li></ol>	<p>10) Read this passage. ... clapping her hands were on display at the Bronx Zoo. "Oooh, adorable dolls you are. My, my." She winked at the opera singer. Her face was moon full, her cheeks and jaw framed by white hair. Select 3 types of figurative language used in this passage.</p> <ol style="list-style-type: none"><li>onomatopoeia</li><li>metonymy</li><li>metaphor</li><li>simile</li></ol>										

Drag to match. Match each chapter title to its meaning.

Cassius Clay Clouds

excitement

Golden Gate Bridge

turbulence

Secret Agent Mother


strange greeting

# 16 Constructed Response Questions


Digital writing prompts are provided through Google Slides.

**Character Traits**


Describe the following characters.



**Delphine**



**Vonetta**



**Fern**

CCSS.ELA-Literacy.RI.4.1 Compare and contrast two or more characters, settings, or events in a story or drama, citing specific details in the text (e.g., how characters interact).

CCSS.ELA-Literacy.RI.4.3 Describe how a particular story's or drama's plot unfolds in a series of episodes as well as how characters respond or change as the plot moves toward a resolution.

Page | 10 Unit Created by Gay Miller

**Character Traits**

Describe the following characters.



**Delphine**

Type here.



**Vonetta**

Type here.



**Fern**

Type here.

© Gay Miller

# 11 SKILL LESSONS

This unit contains 11 step-by-step lessons for writing an informative essay in both digital and printable formats.

## Student Article #1 The Black Power Movement

In the 1940s and 1970s, there was a movement called the Black Power Movement. It was a time when African Americans were fighting for their rights and equality.

African Americans were treated unfairly, and many of them were denied basic human rights. Some of these included the right to vote, to get an education, and to get good jobs. They were also subject to racial discrimination and segregation.

The Black Power movement was started by brave African American leaders and activists who wanted to fight against these injustices and stand up for their rights. Stokely Carmichael (also known as Kwame Ture), popularized the term "Black Power" in 1966. Other prominent leaders and activists associated with the movement include Malcolm X, Huey P. Newton, and Angela Davis. They used various methods such as peaceful protests, demonstrations, and speeches to spread their message and raise awareness about their cause.

The main goal of the Black Power movement was to empower African Americans and give them a voice in society. They wanted to promote self-sufficiency and pride in their heritage. They encouraged African Americans to take control of their own lives and communities.

The movement had many accomplishments. For example, they helped pass laws that banned racial discrimination in housing, education, and employment. They also helped increase the representation of African Americans in politics, media, and other areas of public life.

The Black Power movement also inspired other groups to fight for their rights and to stand up against oppression. They showed that by coming together and speaking out, people can make a difference and bring about positive change.

That's the story of the Black Power movement. It was a time when African Americans stood up for their rights and fought for equality and justice. They left a lasting legacy and inspired many others to follow in their footsteps.

## Student Article #1 The Black Power Movement

In the 1940s and 1970s, there was a movement called the Black Power Movement. It was a time when African Americans were fighting for their rights and equality.

African Americans were treated unfairly, and many of them were denied basic human rights. Some of these included the right to vote, to get an education, and to get good jobs. They were also subject to racial discrimination and segregation.

The Black Power movement was started by brave African American leaders and activists who wanted to fight against these injustices and stand up for their rights. Stokely Carmichael (also known as Kwame Ture), popularized the term "Black Power" in 1966. Other prominent leaders and activists associated with the movement include Malcolm X, Huey P. Newton, and Angela Davis. They used various methods such as peaceful protests, demonstrations, and speeches to spread their message and raise awareness about their cause.

The main goal of the Black Power movement was to empower African Americans and give them a voice in society. They wanted to promote self-sufficiency and pride in their heritage. They encouraged African Americans to take control of their own lives and communities.

The movement had many accomplishments. For example, they helped pass laws that banned racial discrimination in housing, education, and employment. They also helped increase the representation of African Americans in politics, media, and other areas of public life.

The Black Power movement also inspired other groups to fight for their rights and to stand up against oppression. They showed that by coming together and speaking out, people can make a difference and bring about positive change.

That's the story of the Black Power movement. It was a time when African Americans stood up for their rights and fought for equality and justice. They left a lasting legacy and inspired many others to follow in their footsteps.

What were some of the goals of the movement?	What did members do to make the public aware of their goals?	How did Malcolm X help the Black Power Movement?	What were some of the main accomplishments of the movement?
<input type="checkbox"/>	<input type="checkbox"/>	<input type="checkbox"/>	<input type="checkbox"/>
<input type="checkbox"/>	<input type="checkbox"/>	<input type="checkbox"/>	<input type="checkbox"/>
<input type="checkbox"/>	<input type="checkbox"/>	<input type="checkbox"/>	<input type="checkbox"/>
<input type="checkbox"/>	<input type="checkbox"/>	<input type="checkbox"/>	<input type="checkbox"/>
<input type="checkbox"/>	<input type="checkbox"/>	<input type="checkbox"/>	<input type="checkbox"/>
<input type="checkbox"/>	<input type="checkbox"/>	<input type="checkbox"/>	<input type="checkbox"/>
<input type="checkbox"/>	<input type="checkbox"/>	<input type="checkbox"/>	<input type="checkbox"/>
<input type="checkbox"/>	<input type="checkbox"/>	<input type="checkbox"/>	<input type="checkbox"/>
<input type="checkbox"/>	<input type="checkbox"/>	<input type="checkbox"/>	<input type="checkbox"/>
<input type="checkbox"/>	<input type="checkbox"/>	<input type="checkbox"/>	<input type="checkbox"/>

## Lesson Plans at a Glance

Read & Complete Comprehension Questions	Vocabulary	Vocabulary Practice Book	Constructed Response Question	Language Arts Skills
1. Cassius Clay Clouds 2. Golden Gate Bridge 3. Secret Agent Mother	descent uplity	Page 1	Figurative Language Character Traits	Lesson 1 – Writing Clearly and Coherently
4. Green Shocco House 5. Mean Lady Ming 6. Collect Cal	scruffy formulate	Page 2	Setting	Lesson 2 – Using Diagrams and Visual Aids for Note Taking
7. For the People 8. Glasz of Water 9. Inseparable	clammy militant	Page 3	Point of View	Lesson 3 – Outlining Information
10. Breakfast Program 11. Even the Earth Is a Revolutionary 12. Crazy Mother Mountain	declaration infiltrate	Page 4	Main Idea /Summarizing	Lesson 4 – Maintaining Style
13. Everyone Knows the King of the Sea 14. Coloring and La-La 15. Counting and Skimming	indulgence defiant	Page 5-6	Summarizing	Lesson 5 – Turning the Outline into Paragraph Format
16. Big Red 3 17. China Who 18. Expert Colored Counting	blanch flummax	Page 7	Character Traits of Delphine	Lesson 6 – Writing the Introduction for the Essay
19. Civic Pride 20. Rally for Bobby 21. Eating Crow	real calistherics	Page 8	Acrostic Author's Tone	Lesson 7 – Writing Strong Conclusions
22. Itsy Bitsy Spider 23. Movable Type 24. San Francisco Treat	recitation excursion	Page 9	Responding to Text	Lesson 8 – Using Transitions Effectively
25. Wish We Had a Camera 26. The Clark Sisters 27. I Birthed a Nation	fare inoleum	Page 10	Themes	Lesson 9 – Revising and Editing
28. Stores of the No Sayers 29. Glorious Hill 30. The Third Thing	empower brandish	Page 11	Mood Types of Conflict	Lesson 10 – Gathering Relevant Information
31. So 32. Be Eleven 33. Afia	innards sober	Page 12	Problem and Solution Chain Plot Character Change Development	Lesson 11 – Creating Bibliography
	Vocabulary Test			

# What are Boom Cards?

Boom Cards are digital task cards that students play on the Boom Learning Website.

They...

- ✓ are fully digital – require no printing, paper, ink, etc.
- ✓ may be used on all modern browsers
- ✓ are played on devices connected to the Internet
- ✓ can be used for student practice at no cost to you

When you purchase this novel study from TPT, you will receive special links to these Boom Cards. When you click on one of these links, you will be asked to sign into your account or create a free account at the Boom Learning Website. The special links in the paid resource let the Boom Learning site know you have purchased the deck. When you click the link, Boom Learning sends the Boom Deck to your Boom Library, so your students can access them. Students can play for free or data will be tracked for you with the Boom Learning Paid Subscription.

Click here for a playable  
[preview on Boom Learning.](#)



# Boom Learning Card Examples

Number the details in the correct sequence.

Delphine wants to see the Golden Gate Bridge.

The plane leaves from JFK Airport.

Cecile walks so fast the girls can't keep up.

The stewardess is impatient for the girls to be picked up.

The girls hug Big Ma.

What is the implied theme of these chapters?

Good vs. Evil

Friendship

Forgiveness

Bravery



Read this passage.

... clapping her hands like we were on display at the Bronx Zoo. "Oh, my. What adorable dolls you are. My, my." She warbled like an opera singer. Her face was moon full and jelly soft, the cheeks and jaw framed by white whiskers.

Select 3 types of figurative language found in this passage.

simile

onomatopoeia

personification

metaphor

Drag to match - Match each cause to its effect.

Cecile moves to California.

Cecile argues with the bus driver.

Delphine is tall.

Big Ma leaves Alabama.

Delphine wants to see the Golden Gate Bridge.

The stewardess scolds the girls.

A dollar today only buys 98.94% of what it could buy back in the 1960s. This means the lady at the airport gave Fern approximately --- money at today's value?

\$50

\$150

\$1000

\$500

Which word best completes the sentence?

They've been getting a little --- with their arrogant ways.

uppity

descent



Drag the synonyms of **uppity** to the boxes on the word web.

shy

superior

meek

arrogant

pretentious

haughty

modest

unassuming

uppity

Chapters 1-3 are told through the perspective of ----.



Cecile



Vonetta



Delphine



Fern

The story begins with the girls taking off in the Boeing 727. Read this passage that takes place a little way into Chapter 1.

All the way to the airport, Pa had tried to act like he was dropping off three sacks of wash at the Laundromat.

Which type of literary element is this?

Foreshadowing

Flashback

cliffhanger

Flash Forward



# One Crazy Summer

*Novel Study Samples*



*Created by Gay Miller*





**Thank you for  
downloading this novel  
study sample.**

**On the next pages, you will find the following pages  
from the unit including:**

- **Table of Contents for the Digital + Printable Version**
- **Lesson Plans at a Glance for the Full Unit**

### **FREE SAMPLE PAGES**

**The First Reading Selection plus Answer Keys  
(These pages are found in all versions of this unit.)**

- **Vocabulary Practice**
- **Comprehension Questions**
- **Constructed Response Writing Prompt  
(with and without the Common Core  
Standards)**



**Are you wondering what other novel  
studies I have available? You can see  
the complete list [here](#).**

# Table of Contents

Lesson Plans at a Glance	6
<b>SECTION #1 - Links to Digital Resources</b>	7
Materials Needed	12
<b>SECTION #2 - Vocabulary</b>	15
Teacher Information	16
Vocabulary List	20
Vocabulary Bookmarks	24
Vocabulary Word Cards	26
Vocabulary Practice Booklet	30
Vocabulary Test	49
Teacher Information	51
<b>SECTION #3 - Student Packet for Comprehension and Writing</b>	57
Chapters 1-3 Comprehension	58
Constructed Response – Figurative Language	59
Constructed Response – Character Traits	60
Chapters 4-6 Comprehension	61
Constructed Response – Setting	62
Chapters 7-9 Comprehension	63
Constructed Response – Point of View	64
Chapters 10-12 Comprehension	66
Constructed Response – Main Idea/Summarizing	67
Chapters 13-15 Comprehension	68
Constructed Response – Summarizing	69
Chapters 16-18 Comprehension	70
Constructed Response – Character Traits of Delphine	71
Chapters 19-21 Comprehension	72
Constructed Response – Acrostic	73
Constructed Response – Author’s Tone	74
Chapters 22-24 Comprehension	75
Constructed Response – Responding to Text	76
Chapters 25-27 Comprehension	77

Constructed Response – Themes	78
Chapters 28-30 Comprehension	80
Constructed Response – Mood	81
Constructed Response – Types of Conflict	82
Chapters 31-33 Comprehension	83
Constructed Response – Problem and Solution Chain	84
Constructed Response – Character Change	85
Constructed Response – Plot Development	86
<b>SECTION #4 - Answer Keys for Comprehension and Constructed Response Writing Questions</b>	87
<b>SECTION #5 - Student Packet without Teaching Standards</b>	118
<b>SECTION #6 - Activities</b>	148
<b>SECTION #7 - Skills</b>	150
Teacher Information	151
Lesson 1 – Writing Clearly and Coherently	158
Video Lesson and Organizer	159
Lesson 2 – Using Diagrams and Visual Aids for Note Taking	164
Articles and Charts for Teachers to Use to Model Lesson 2	167
Articles and Charts for Students to Use and Complete for Lesson 2	178
Lesson 3 – Outlining Information	189
Sample Outline for Teachers to Use when Modeling the Lesson	190
Student Outline to Complete/Answer Key	191
Lesson 4 – Maintaining a Formal Style	194
Video Lesson and Organizer	195
Maintaining a Formal Style Practice Exercise	198
Lesson 5 – Turning the Outline into Paragraph Format	204
Sample Teacher Paragraphs to use for Modeling and Discussion	205
Sample Student Paragraphs	206
Lesson 6 – Writing the Introduction for the Essay	207
Part 1 – Writing a Hook	208
Video Lesson and Organizer	209
Sample Hooks for Modeling and Discussion	212
Sample Student Hooks	213

Part 2 – Thesis Statements	214
Video Lesson and Organizer	215
Practice with Thesis Statements	218
Sample Thesis Statements for Discussion	220
Sample Student Thesis Statement	221
Part 3 – The Introductory Paragraph	222
Sample Introductory Paragraphs for Discussion	223
Lesson 7 – Writing Strong Conclusions	227
Video Lesson and Organizer	228
Sample Conclusions for Modeling and Discussion	231
Sample Student Conclusions	234
Lesson 8 – Using Transitions Effectively	235
Organizer for Students to Reference	236
Practice Using Transitional Words	237
Sample Essays with Transitional Words Added for Modeling and Discussion	239
Sample Student Essays with Transitional Words	241
Lesson 9 – Revising and Editing	242
Checklists and Grading Rubrics	243
Sample Edited Essay Modeling and Discussion	247
Sample Student Edited Student Essay	249
Lesson 10 – Gathering Relevant and Reliable Information	250
Video Lesson and Organizer	251
Practice on Identifying Reliable Resources	254
Lesson 11 – Creating a Bibliography	256
Organizer for Students to Reference	257
Practice on Creating a Bibliography	258
Credits	267

# Lesson Plans at a Glance

Read & Complete Comprehension Questions	Vocabulary	Vocabulary Practice Book	Constructed Response Question	Language Arts Skills
1. Cassius Clay Clouds 2. Golden Gate Bridge 3. Secret Agent Mother	descent uppity	Page 1	Figurative Language Character Traits	Lesson 1 – Writing Clearly and Coherently
4. Green Stucco House 5. Mean Lady Ming 6. Collect Call	scrutiny formulate	Page 2	Setting	Lesson 2 – Using Diagrams and Visual Aids for Note Taking
7. For the People 8. Glass of Water 9. Inseparable	clammy militant	Page 3	Point of View	Lesson 3 – Outlining Information
10. Breakfast Program 11. Even the Earth Is a Revolutionary 12. Crazy Mother Mountain	declaration infiltrate	Page 4	Main Idea /Summarizing	Lesson 4 – Maintaining Style
13. Everyone Knows the King of the Sea 14. Coloring and La-La 15. Counting and Skimming	indulgence defiant	Page 5-6	Summarizing	Lesson 5 – Turning the Outline into Paragraph Format
16. Big Red S 17. China Who 18. Expert Colored Counting	blanch flummox	Page 7	Character Traits of Delphine	Lesson 6 – Writing the Introduction for the Essay
19. Civic Pride 20. Rally for Bobby 21. Eating Crow	reel calisthenics	Page 8	Acrostic Author's Tone	Lesson 7 – Writing Strong Conclusions
22. Itsy Bitsy Spider 23. Movable Type 24. San Francisco Treat	recitation excursion	Page 9	Responding to Text	Lesson 8 – Using Transitions Effectively
25. Wish We Had a Camera 26. The Clark Sisters 27. I Birthed a Nation	fare linoleum	Page 10	Themes	Lesson 9 – Revising and Editing
28. Stores of the No Sayers 29. Glorious Hill 30. The Third Thing	empower brandish	Page 11	Mood Types of Conflict	Lesson 10 – Gathering Relevant Information
31. So 32. Be Eleven 33. Afia	innards sober	Page 12	Problem and Solution Chain Plot Character Change Development	Lesson 11 – Creating Bibliography
	Vocabulary Test			

### Chapters 31-33 [innards and sober]

1. Circle six words in the box that are synonyms of **innards**.

insides	casing	structure
exterior	components	motor
outside	gears	shell
surface	machinery	outer body



2. Add vowels to the nonsense words to create vocabulary words.

nnrds	_____
xcrsn	_____
clsthncs	_____
mpwr	_____
rcttn	_____
lnlm	_____



3. Write the words on the correct locations the T-Chart.

ve	ary	ib
emn	in	duced

Sober meaning Serious	Sober meaning Dull
_____	_____
_____	_____
_____	_____

### Chapters 1-3 [descent and uppity]

1. Write the words on the correct locations the T-Chart.

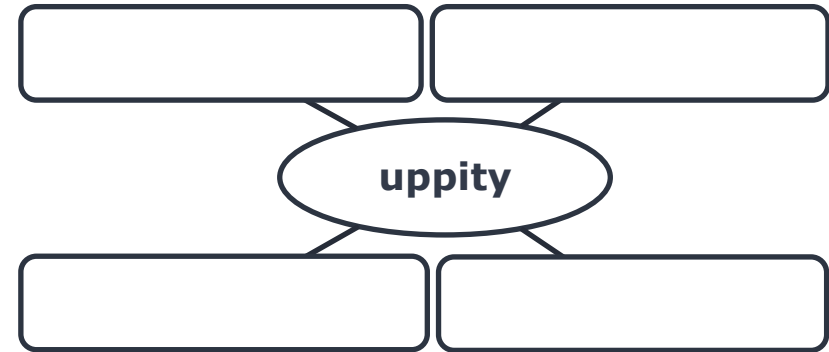
downward gradient	entage	line
age	jin	line

Descent meaning Ancestry	Descent meaning Slope
_____	_____
_____	_____
_____	_____



2. Fill in the word web with synonyms for **uppity**.

modest	mEEK	pretentious	arrogant
superior	shy	haughty	unassuming



Complete the sentence with one of the vocabulary words.

- They've been getting a little \_\_\_\_\_ with their arrogant ways.
- The plane's \_\_\_\_\_ felt as long as the 12 hour trip.

## Chapters 31-33 [innards and sober]

1. Circle six words in the box that are synonyms of **innards**.

insides	casing	structure
exterior	components	motor
outside	gears	shell
surface	machinery	outer body



2. Add vowels to the nonsense words to create vocabulary words.

nnrds	innards
xcrsn	excursion
clsthncs	calisthenics
mpwr	empower
rcttn	recitation
lnlm	linoleum



3. Write the words on the correct locations the T-Chart.

ve	ary	ib
emn	in	odued

Sober meaning Serious	Sober meaning Dull
solemn	drab
grave	dreary
subdued	plain

## Chapters 1-3 [descent and uppity]

1. Write the words on the correct locations the T-Chart.

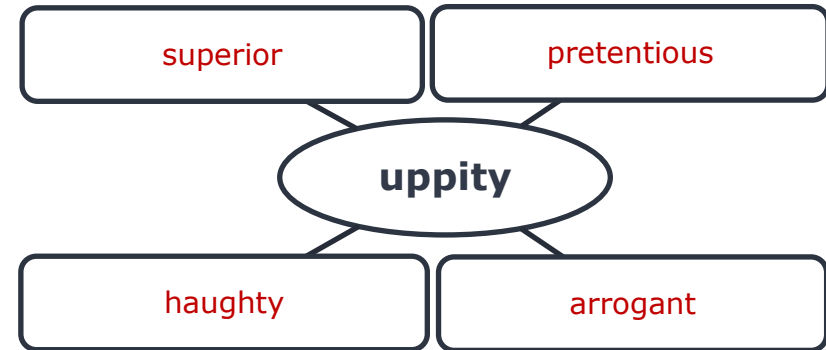
downward gradient	parentage	line
age	lineage	descent

Descent meaning Ancestry	Descent meaning Slope
parentage	decline
lineage	incline
origin	downward gradient



2. Fill in the word web with synonyms for **uppity**.

modest	meeek	pretentious	arrogant
superior	shy	haughty	unassuming



Complete the sentence with one of the vocabulary words.

3. They've been getting a little uppity with their arrogant ways.
4. The plane's descent felt as long as the 12 hour trip.



# One Crazy Summer ~ Chapters 1-3

<p>1. Which word best describes Cecile?</p> <p>a. helpful b. angry c. mean d. self-absorbed</p>	<p>2. Chapters 1-3 are told through the perspective of ----.</p> <p>a. Vonetta b. Fern c. Delphine d. Cecile</p>
<p>3. Match each chapter title to its meaning.</p> <p>_____ Cassius Clay                      a) strange greeting Clouds</p> <p>_____ Golden Gate                      b) turbulence Bridge</p> <p>_____ Secret Agent                      c) excitement Mother</p>	<p>4. The story begins with the girls taking off in the Boeing 727. Read this passage that takes place a little way into Chapter 1.</p> <p>All the way to the airport, Pa had tried to act like he was dropping off three sacks of wash at the Laundromat.</p> <p>Which type of literary element is this?</p> <p>a. flash forward b. flashback c. cliffhanger d. foreshadowing</p>
<p>5. Sequence the following events in order.</p> <p>_____ Delphine wants to see the Golden Gate Bridge.</p> <p>_____ The plane leaves from JFK Airport.</p> <p>_____ Cecile walks so fast the girls can't keep up.</p> <p>_____ The stewardess is impatient for the girls to be picked up.</p> <p>_____ The girls hug Big Ma.</p>	<p>6. Match each cause to its effect.</p> <p>_____ Celeste moves to California.                      a) The stewardess scolds the girls.</p> <p>_____ Delphine wants to see the Golden Gate Bridge.                      b) Cecile argues with the bus driver.</p> <p>_____ Delphine is tall.                      c) Big Ma leaves Alabama.</p>
<p>7. Which line from the story shows that it is written in first person?</p> <p>a. Big Ma doesn't care if President Kennedy's face is on the half-dollar.</p> <p>b. A shrill voice had announced the departing flight to Oakland.</p> <p>c. Being stuck in the middle seat, I was mad at myself.</p> <p>d. To Fern, the Golden Gate Bridge sounded like Sleeping Beauty's castle.</p>	<p>8. What is the implied theme of these chapters?</p> <p>a. Bravery b. Forgiveness c. Good vs. Evil d. Friendship</p>
<p>9. A dollar today only buys 9.894% of what it could buy back in the 1960s. This means the lady at the airport gave Fern approximately -- money at today's value?</p> <p>a. \$5.00 b. \$1.50 c. \$.50 d. \$10.00</p>	<p>10. Read this passage.</p> <p>... clapping her hands like we were on display at the Bronx Zoo. "Oh, my. What adorable dolls you are. My, my." She warbled like an opera singer. Her face was moon full and jelly soft, the cheeks and jaw framed by white whiskers.</p> <p>Select 3 types of figurative language found in this passage.</p> <p>_____ onomatopoeia                      _____ personification _____ simile                                      _____ metaphor</p>

# Character Traits

Describe the following characters.



**Delphine**



**Vonetta**



**Fern**

[CCSS.ELA-Literacy.RL.5.3](#) Compare and contrast two or more characters, settings, or events in a story or drama, drawing on specific details in the text (e.g., how characters interact).  
[CCSS.ELA-Literacy.RL.6.3](#) Describe how a particular story's or drama's plot unfolds in a series of episodes as well as how the characters respond or change as the plot moves toward a resolution

# One Crazy Summer ~ Chapters 1-3

<p>1. Which word best describes Cecile?</p> <p>a. helpful b. angry c. mean d. <b>self-absorbed</b></p>	<p>2. Chapters 1-3 are told through the perspective of ----.</p> <p>a. Vonetta b. Fern c. <b>Delphine</b> d. Cecile</p>
<p>3. Match each chapter title to its meaning.</p> <p><u>  b  </u> Cassius Clay Clouds                      a) strange greeting</p> <p><u>  c  </u> Golden Gate Bridge                      b) turbulence</p> <p><u>  a  </u> Secret Agent Mother                      c) excitement</p>	<p>4. The story begins with the girls taking off in the Boeing 727. Read this passage that takes place a little way into Chapter 1.</p> <p>All the way to the airport, Pa had tried to act like he was dropping off three sacks of wash at the Laundromat.</p> <p>Which type of literary element is this?</p> <p>a. flash forward b. <b>flashback</b> c. cliffhanger d. foreshadowing</p>
<p>5. Sequence the following events in order.</p> <p><u>  3  </u> Delphine wants to see the Golden Gate Bridge.</p> <p><u>  2  </u> The plane leaves from JFK Airport.</p> <p><u>  5  </u> Cecile walks so fast the girls can't keep up.</p> <p><u>  4  </u> The stewardess is impatient for the girls to be picked up.</p> <p><u>  1  </u> The girls hug Big Ma.</p>	<p>6. Match each cause to its effect.</p> <p><u>  c  </u> Celeste moves to California.                      a) The stewardess scolds the girls.</p> <p><u>  a  </u> Delphine wants to see the Golden Gate Bridge.                      b) Cecile argues with the bus driver.</p> <p><u>  b  </u> Delphine is tall.                      c) Big Ma leaves Alabama.</p>
<p>7. Which line from the story shows that it is written in first person?</p> <p>a. Big Ma doesn't care if President Kennedy's face is on the half-dollar.</p> <p>b. A shrill voice had announced the departing flight to Oakland.</p> <p>c. <b>Being stuck in the middle seat, I was mad at myself.</b></p> <p>d. To Fern, the Golden Gate Bridge sounded like Sleeping Beauty's castle.</p>	<p>8. What is the implied theme of these chapters?</p> <p>a. <b>Bravery</b> b. Forgiveness c. Good vs. Evil d. Friendship</p>
<p>9. A dollar today only buys 9.894% of what it could buy back in the 1960s. This means the lady at the airport gave Fern approximately -- money at today's value?</p> <p>a. \$5.00 b. <b>\$1.50</b> c. \$.50 d. \$10.00</p> <p><b>3 nickels (\$.15 times 10)</b></p>	<p>10. Read this passage.</p> <p>... clapping her hands like we were on display at the Bronx Zoo. "Oh, my. What adorable dolls you are. My, my." She warbled like an opera singer. Her face was moon full and jelly soft, the cheeks and jaw framed by white whiskers.</p> <p>Select 3 types of figurative language found in this passage.</p> <p><u>  ✓  </u> onomatopoeia                      <u>      </u> personification <u>  ✓  </u> simile                                      <u>  ✓  </u> metaphor</p>

# Character Traits Answer Key

Describe the following characters.



**Delphine**

11 years old

Narrator of the story

mature – takes care of her younger sisters

remembers images of her mother who moves away with Delphine was 4 (going on 5) years old

refers to herself as plain as in she speaks the plain truth

cautious – put the \$200 in her shoe for safe keeping

responsible enough to wear a wristwatch



**Vonetta**

8 years old

sucks thumb when nervous



**Fern**

7 years old

afraid of flying

bites Miss Patty Cake's pink plastic arm when nervous

[CCSS.ELA-Literacy.RL.5.3](#) Compare and contrast two or more characters, settings, or events in a story or drama, drawing on specific details in the text (e.g., how characters interact).

[CCSS.ELA-Literacy.RL.6.3](#) Describe how a particular story's or drama's plot unfolds in a series of episodes as well as how the characters respond or change as the plot moves toward a resolution

# Addendum

## Constructed Response Questions without Common Core State Standards



### Important Update

Originally 46 states adopted the Common Core State Standards. Many teachers have commented that they love having the standards on pages with constructed response writing prompts for accountability reasons. Now educational trends are changing. Many states have repealed Common Core and adopted their own state standards. To meet the needs of teachers both using and not using Common Core Standards, I have opted to provide the writing questions both with and without standards.

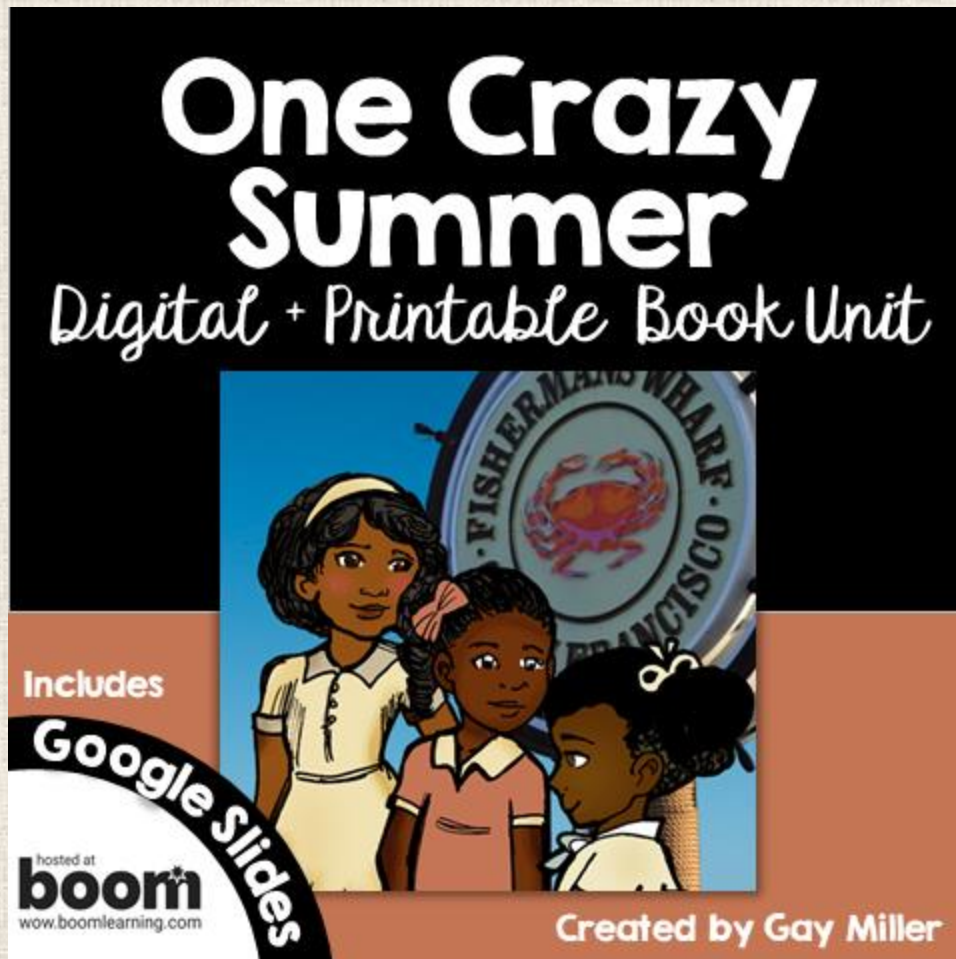
To make creating a printable student packet easier, the comprehension and constructed response questions are both included in this section.

# One Crazy Summer ~ Chapters 1-3

<p>1. Which word best describes Cecile?</p> <ul style="list-style-type: none"> <li>a. helpful</li> <li>b. angry</li> <li>c. mean</li> <li>d. self-absorbed</li> </ul>	<p>2. Chapters 1-3 are told through the perspective of ----.</p> <ul style="list-style-type: none"> <li>a. Vonetta</li> <li>b. Fern</li> <li>c. Delphine</li> <li>d. Cecile</li> </ul>
<p>3. Match each chapter title to its meaning.</p> <p>_____ Cassius Clay                      a) strange greeting          Clouds</p> <p>_____ Golden Gate                      b) turbulence          Bridge</p> <p>_____ Secret Agent                      c) excitement          Mother</p>	<p>4. The story begins with the girls taking off in the Boeing 727. Read this passage that takes place a little way into Chapter 1.</p> <p>All the way to the airport, Pa had tried to act like he was dropping off three sacks of wash at the Laundromat.</p> <p>Which type of literary element is this?</p> <ul style="list-style-type: none"> <li>a. flash forward</li> <li>b. flashback</li> <li>c. cliffhanger</li> <li>d. foreshadowing</li> </ul>
<p>5. Sequence the following events in order.</p> <p>_____ Delphine wants to see the Golden Gate Bridge.</p> <p>_____ The plane leaves from JFK Airport.</p> <p>_____ Cecile walks so fast the girls can't keep up.</p> <p>_____ The stewardess is impatient for the girls to be picked up.</p> <p>_____ The girls hug Big Ma.</p>	<p>6. Match each cause to its effect.</p> <p>_____ Celeste moves to California.                      a) The stewardess scolds the girls.</p> <p>_____ Delphine wants to see the Golden Gate Bridge.                      b) Cecile argues with the bus driver.</p> <p>_____ Delphine is tall.                      c) Big Ma leaves Alabama.</p>
<p>7. Which line from the story shows that it is written in first person?</p> <ul style="list-style-type: none"> <li>a. Big Ma doesn't care if President Kennedy's face is on the half-dollar.</li> <li>b. A shrill voice had announced the departing flight to Oakland.</li> <li>c. Being stuck in the middle seat, I was mad at myself.</li> <li>d. To Fern, the Golden Gate Bridge sounded like Sleeping Beauty's castle.</li> </ul>	<p>8. What is the implied theme of these chapters?</p> <ul style="list-style-type: none"> <li>a. Bravery</li> <li>b. Forgiveness</li> <li>c. Good vs. Evil</li> <li>d. Friendship</li> </ul>
<p>9. A dollar today only buys 9.894% of what it could buy back in the 1960s. This means the lady at the airport gave Fern approximately -- money at today's value?</p> <ul style="list-style-type: none"> <li>a. \$5.00</li> <li>b. \$1.50</li> <li>c. \$.50</li> <li>d. \$10.00</li> </ul>	<p>10. Read this passage.</p> <p>... clapping her hands like we were on display at the Bronx Zoo. "Oh, my. What adorable dolls you are. My, my." She warbled like an opera singer. Her face was moon full and jelly soft, the cheeks and jaw framed by white whiskers.</p> <p>Select 3 types of figurative language found in this passage.</p> <p>_____ onomatopoeia                      _____ personification          _____ simile                              _____ metaphor</p>



Click here to get the  
digital + printable unit.



**One Crazy Summer**  
Digital + Printable Book Unit

Includes Google Slides

hosted at  
**boom**  
wow.boomlearning.com

Created by Gay Miller



### Terms of Use

- All rights reserved by Gay Miller.
- This purchase includes a limited license for single classroom use only. You may utilize it for each student you serve.

### Product Don'ts


- You may not upload this product to the Internet or store it in any public retrieval service of any kind outside of using it with your own students.
- No part of the product may be altered for resell or distribution.
- If you have any questions feel free to contact me at [teachwithgaymiller@gmail.com](mailto:teachwithgaymiller@gmail.com).



# Credits



[Pinterest](#)

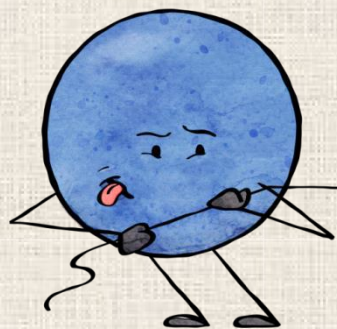


[Book Units Teacher Blog](#)

[Gay Miller's  
Teachers Pay Teachers Store](#)



[YouTube](#)



[Book Units Teacher Website](#)



Check out my new [YouTube](#) channel.