

Insignificant Events in the Life of a Cactus

Preview



VOCABULARY RESOURCES

VOCABULARY BOOKMARKS

Vocabulary List
Chapter 1: privy
privy (adj.) - confined to one room or activity
privy (n.) - a small structure for relieving oneself
Chapter 2: signify
signify (verb) - to show something by actions or words
Chapter 3: dexterous
dexterous (adj.) - skilled in using one's hands
Chapter 4: ostracize
ostracize (verb) - to exclude someone from a group
Chapter 5: intervene
intervene (verb) - to come between two people
Chapter 6: dabble
dabble (verb) - to dabble in something
Chapter 7: shenanigans
shenanigans (noun) - mischievous or playful actions
Chapter 8: disclaim
disclaim (verb) - to deny responsibility
Chapter 9: revenue
revenue (noun) - money raised by taxes
Chapter 10: incorporate
incorporate (verb) - to include as part of something
Chapter 11: stout
stout (adj.) - thick and firm
Chapter 12: surreptitious
surreptitious (adj.) - done in a secret way
Chapter 13: evasive
evasive (adj.) - avoiding the truth
Chapter 14: exuberant
exuberant (adj.) - showing great energy
Chapter 15: flourish
flourish (verb) - to prosper or flourish
Chapter 16: flourish
flourish (noun) - a decorative flourish
Chapter 17: concealing
concealing (verb) - to hide something
Chapter 18: concealing
concealing (noun) - the act of hiding something
Chapter 19: concealing
concealing (verb) - to hide something
Chapter 20: concealing
concealing (noun) - the act of hiding something
Chapter 21: concealing
concealing (verb) - to hide something
Chapter 22: concealing
concealing (noun) - the act of hiding something
Chapter 23: concealing
concealing (verb) - to hide something
Chapter 24: concealing
concealing (noun) - the act of hiding something
Chapter 25: concealing
concealing (verb) - to hide something
Chapter 26: concealing
concealing (noun) - the act of hiding something
Chapter 27: concealing
concealing (verb) - to hide something
Chapter 28: concealing
concealing (noun) - the act of hiding something
Chapter 29: concealing
concealing (verb) - to hide something
Chapter 30: concealing
concealing (noun) - the act of hiding something
Chapter 31: concealing
concealing (verb) - to hide something
Chapter 32: concealing
concealing (noun) - the act of hiding something
Chapter 33: concealing
concealing (verb) - to hide something
Chapter 34: concealing
concealing (noun) - the act of hiding something
Chapter 35: concealing
concealing (verb) - to hide something
Chapter 36: concealing
concealing (noun) - the act of hiding something
Chapter 37: concealing
concealing (verb) - to hide something
Chapter 38: concealing
concealing (noun) - the act of hiding something
Chapter 39: concealing
concealing (verb) - to hide something
Chapter 40: concealing
concealing (noun) - the act of hiding something
Chapter 41: concealing
concealing (verb) - to hide something
Chapter 42: concealing
concealing (noun) - the act of hiding something
Chapter 43: concealing
concealing (verb) - to hide something
Chapter 44: concealing
concealing (noun) - the act of hiding something
Chapter 45: concealing
concealing (verb) - to hide something
Chapter 46: concealing
concealing (noun) - the act of hiding something
Chapter 47: concealing
concealing (verb) - to hide something
Chapter 48: concealing
concealing (noun) - the act of hiding something
Chapter 49: concealing
concealing (verb) - to hide something
Chapter 50: concealing
concealing (noun) - the act of hiding something
Chapter 51: concealing
concealing (verb) - to hide something
Chapter 52: concealing
concealing (noun) - the act of hiding something
Chapter 53: concealing
concealing (verb) - to hide something
Chapter 54: concealing
concealing (noun) - the act of hiding something
Chapter 55: concealing
concealing (verb) - to hide something
Chapter 56: concealing
concealing (noun) - the act of hiding something
Chapter 57: concealing
concealing (verb) - to hide something
Chapter 58: concealing
concealing (noun) - the act of hiding something
Chapter 59: concealing
concealing (verb) - to hide something
Chapter 60: concealing
concealing (noun) - the act of hiding something
Chapter 61: concealing
concealing (verb) - to hide something
Chapter 62: concealing
concealing (noun) - the act of hiding something
Chapter 63: concealing
concealing (verb) - to hide something
Chapter 64: concealing
concealing (noun) - the act of hiding something
Chapter 65: concealing
concealing (verb) - to hide something
Chapter 66: concealing
concealing (noun) - the act of hiding something
Chapter 67: concealing
concealing (verb) - to hide something
Chapter 68: concealing
concealing (noun) - the act of hiding something
Chapter 69: concealing
concealing (verb) - to hide something
Chapter 70: concealing
concealing (noun) - the act of hiding something
Chapter 71: concealing
concealing (verb) - to hide something
Chapter 72: concealing
concealing (noun) - the act of hiding something
Chapter 73: concealing
concealing (verb) - to hide something
Chapter 74: concealing
concealing (noun) - the act of hiding something
Chapter 75: concealing
concealing (verb) - to hide something
Chapter 76: concealing
concealing (noun) - the act of hiding something
Chapter 77: concealing
concealing (verb) - to hide something
Chapter 78: concealing
concealing (noun) - the act of hiding something
Chapter 79: concealing
concealing (verb) - to hide something
Chapter 80: concealing
concealing (noun) - the act of hiding something
Chapter 81: concealing
concealing (verb) - to hide something
Chapter 82: concealing
concealing (noun) - the act of hiding something
Chapter 83: concealing
concealing (verb) - to hide something
Chapter 84: concealing
concealing (noun) - the act of hiding something
Chapter 85: concealing
concealing (verb) - to hide something
Chapter 86: concealing
concealing (noun) - the act of hiding something
Chapter 87: concealing
concealing (verb) - to hide something
Chapter 88: concealing
concealing (noun) - the act of hiding something
Chapter 89: concealing
concealing (verb) - to hide something
Chapter 90: concealing
concealing (noun) - the act of hiding something
Chapter 91: concealing
concealing (verb) - to hide something
Chapter 92: concealing
concealing (noun) - the act of hiding something
Chapter 93: concealing
concealing (verb) - to hide something
Chapter 94: concealing
concealing (noun) - the act of hiding something
Chapter 95: concealing
concealing (verb) - to hide something
Chapter 96: concealing
concealing (noun) - the act of hiding something
Chapter 97: concealing
concealing (verb) - to hide something
Chapter 98: concealing
concealing (noun) - the act of hiding something
Chapter 99: concealing
concealing (verb) - to hide something
Chapter 100: concealing
concealing (noun) - the act of hiding something

WORD LIST
 Students practice with two focus words for each reading selection. A wordlist with definitions, synonyms, and sample sentences from the story is included.

Vocabulary Bookmarks

Insignificant Events in the Life of a Cactus Vocabulary List

privy (adj.) - confined to one room or activity
privy (n.) - a small structure for relieving oneself

signify (verb) - to show something by actions or words

dexterous (adj.) - skilled in using one's hands

ostracize (verb) - to exclude someone from a group

intervene (verb) - to come between two people

dabble (verb) - to dabble in something

shenanigans (noun) - mischievous or playful actions

disclaim (verb) - to deny responsibility

revenue (noun) - money raised by taxes

incorporate (verb) - to include as part of something

stout (adj.) - thick and firm

surreptitious (adj.) - done in a secret way

evasive (adj.) - avoiding the truth

exuberant (adj.) - showing great energy

flourish (verb) - to prosper or flourish

flourish (noun) - a decorative flourish

concealing (verb) - to hide something
concealing (noun) - the act of hiding something

WORD CARDS

privy liquefy

dexterous dabble shenanigans

ostracize disclaim redundant bedraggled

intervene noncommit surreptitious evasive

revenue incorporate exuberant flair

stout

PRACTICE BOOK

Chapters 1-3 (privy and liquefy)

1. Write the words on the correct page in the T-Chart.

privy	liquefy
meanings	meanings
synonyms	synonyms
antonyms	antonyms

2. Which of the following does NOT describe liquefy?

a) cool turning into gas
 b) soaking in oil and oil to create a smoothie
 c) ice becoming waterlogged during an earthquake
 d) wood turning into wet during a fire

3. Circle six words in the box that are synonyms of liquefy.

turn to liquid	harden	soften
satisfy	congeal	thaw
proceed	deceive	freeze
get hard	set	melt

Insignificant Events in the Life of a Cactus

TEST WITH ANSWER KEY

Vocabulary Test

1. Write the words on the correct page in the T-Chart.

privy	liquefy
meanings	meanings
synonyms	synonyms
antonyms	antonyms

2. Which of the following does NOT describe liquefy?

a) cool turning into gas
 b) soaking in oil and oil to create a smoothie
 c) ice becoming waterlogged during an earthquake
 d) wood turning into wet during a fire

3. Circle six words in the box that are synonyms of liquefy.

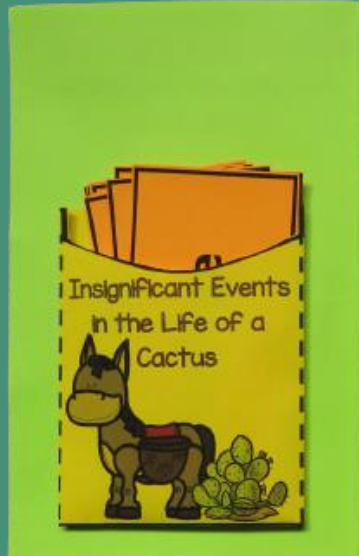
turn to liquid	harden	soften
satisfy	congeal	thaw
proceed	deceive	freeze
get hard	set	melt

Vocabulary Test Answer Key

1. privy: (adj.) confined to one room or activity; (n.) a small structure for relieving oneself
 2. liquefy: (verb) to become liquid
 3. dexterous: (adj.) skilled in using one's hands
 4. ostracize: (verb) to exclude someone from a group
 5. intervene: (verb) to come between two people
 6. dabble: (verb) to dabble in something
 7. shenanigans: (noun) mischievous or playful actions
 8. disclaim: (verb) to deny responsibility
 9. revenue: (noun) money raised by taxes
 10. incorporate: (verb) to include as part of something
 11. stout: (adj.) thick and firm
 12. surreptitious: (adj.) done in a secret way
 13. evasive: (adj.) avoiding the truth
 14. exuberant: (adj.) showing great energy
 15. flourish: (verb) to prosper or flourish; (noun) a decorative flourish
 16. concealing: (verb) to hide something; (noun) the act of hiding something

DIGITAL VOCABULARY

Digital vocabulary practice is provided through Boom Learning Decks.



Chapters 1-3 (privy and liquefy)

1. Write the words on the correct location on the T-Chart.

lavatory	toilet	aware of
sharing in	informed	latrine

privy meaning in the know	privy meaning outhouse

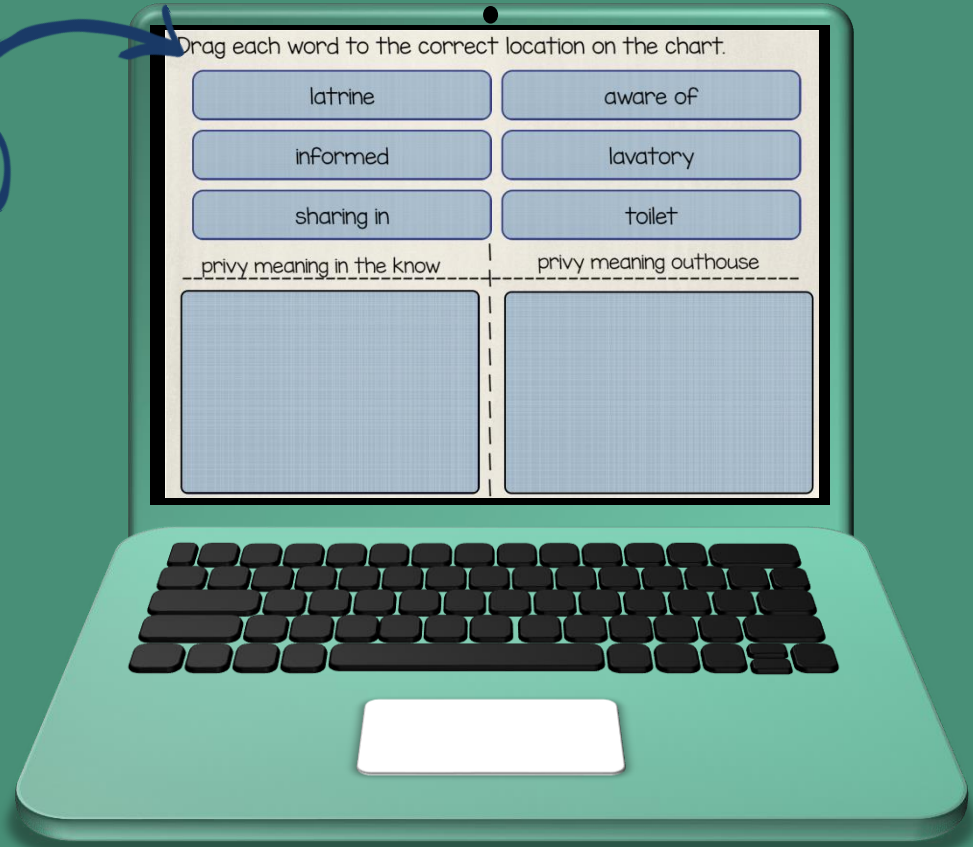
2. Which of the following does NOT describe liquefy?

- a) coal turning into gasoline
- b) skidding fruit and ice to create a smoothie
- c) soil becoming waterlogged during an earthquake
- d) wood turning into ash during a fire

3. Circle six words in the box that are synonyms of liquefy.

turn to liquid	hardens	soften
solidify	congeal	thaw
precipitate	dissolve	freeze
get hard	set	met

Page 1



13 COMPREHENSION CHECKS

Insignificant Events in the Life of a Cactus ~ Chapters 1-3

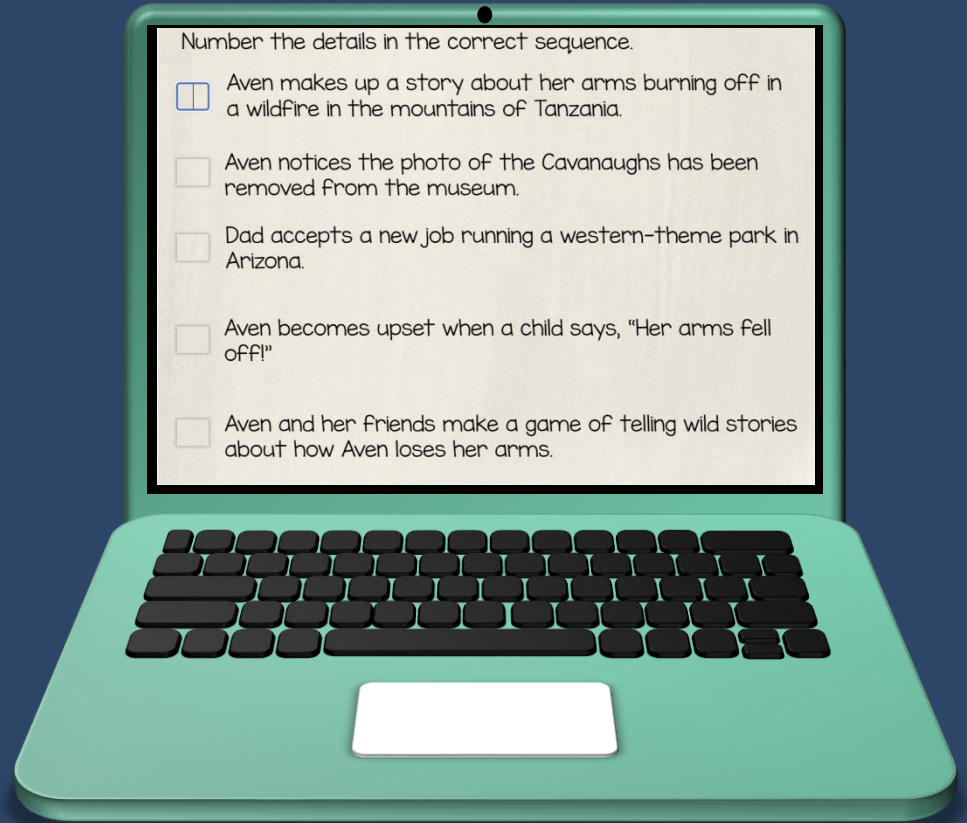
<p>1. What is the main idea of Chapter 2?</p> <p>a. The family drives across the country. b. Dad loses his job when the restaurant goes out of business. c. Aven thinks aliens have taken over Dad's brain. d. Aven learns her father has a job offer at a theme park in Arizona.</p>	<p>2. A good title for Chapter 3 would be ---.</p> <p>a. Skittering Lizard b. No-Show Joe c. Exploring Stagecoach Pass d. The Sizzling Sun</p>
<p>3. The story is told from which point of view?</p> <p>a. 1st person from Aven's perspective b. 3rd person limited to Aven's perspective c. 3rd person alternating perspectives between chapters d. 2nd person as if the reader was in the story</p>	<p>4. Read this passage from Chapter 2.</p> <p>Oh, man—I just realized they deliberately buttered me up with buttered noodles.</p> <p>Which type of figurative language is used?</p> <p>a. onomatopoeia b. idiom c. metaphor d. hyperbole</p> <p>What does this expression mean?</p> <p>_____</p> <p>_____</p> <p>_____</p>
<p>5. Sequence the following events in order.</p> <p>_____ Aven makes up a story about her arms burning off in a wildfire in the mountains of Tanzania.</p> <p>_____ Aven notices the photo of the Cavanaugh's has been removed from the museum.</p> <p>_____ Dad accepts a new job running a western-theme park in Arizona.</p> <p>_____ Aven becomes upset when a child says, "Her arms fell off!"</p> <p>_____ Aven and her friends make a game of telling wild stories about how Aven loses her arms.</p>	<p>6. Check each thing Aven and her parents say she can do without arms.</p> <p>_____ pick nose _____ carry luggage _____ button pants _____ color _____ eat spaghetti and cereal _____ fill water balloons</p>
<p>7. Read this line at the end of Chapter 1.</p> <p>Then again, I never imagined I would save the Old West, perform for an audience in the desert, and solve a mystery.</p> <p>Which literary device is used?</p> <p>a. flashback b. cliffhanger c. foreshadowing d. personification</p>	<p>8. How far must Aven travel to reach her new home?</p> <p>a. Dad drives an hour or two. b. The family travels over a thousand miles. c. The trip is just across the state. d. The trip takes a week.</p>

Insignificant Events in the Life of a Cactus ~ Chapters 1-3

<p>1. What is the main idea of Chapter 2?</p> <p>a. The family drives across the country. b. Dad loses his job when the restaurant goes out of business. c. Aven thinks aliens have taken over Dad's brain. d. Aven learns her father has a job offer at a theme park in Arizona.</p>	<p>2. A good title for Chapter 3 would be ---.</p> <p>a. Skittering Lizard b. No-Show Joe c. Exploring Stagecoach Pass d. The Sizzling Sun</p>
<p>3. The story is told from which point of view?</p> <p>a. 1st person from Aven's perspective b. 3rd person limited to Aven's perspective c. 3rd person alternating perspectives between chapters d. 2nd person as if the reader was in the story</p>	<p>4. Read this passage from Chapter 2.</p> <p>Oh, man—I just realized they deliberately buttered me up with buttered noodles.</p> <p>Which type of figurative language is used?</p> <p>a. onomatopoeia b. idiom c. metaphor d. hyperbole</p> <p>What does this expression mean?</p> <p>to charm with flattery or be very kind to please someone so the person will do what you want him or her to do</p>
<p>5. Sequence the following events in order.</p> <p>_____ Aven makes up a story about her arms burning off in a wildfire in the mountains of Tanzania.</p> <p>_____ Aven notices the photo of the Cavanaugh's has been removed from the museum.</p> <p>_____ Dad accepts a new job running a western-theme park in Arizona.</p> <p>_____ Aven becomes upset when a child says, "Her arms fell off!"</p> <p>_____ Aven and her friends make a game of telling wild stories about how Aven loses her arms.</p>	<p>6. Check each thing Aven and her parents say she can do without arms.</p> <p>_____ pick nose _____ carry luggage _____ button pants _____ color _____ eat spaghetti and cereal _____ fill water balloons</p>
<p>7. Read this line at the end of Chapter 1.</p> <p>Then again, I never imagined I would save the Old West, perform for an audience in the desert, and solve a mystery.</p> <p>Which literary device is used?</p> <p>a. flashback b. cliffhanger c. foreshadowing d. personification</p>	<p>8. How far must Aven travel to reach her new home?</p> <p>a. Dad drives an hour or two. b. The family travels over a thousand miles. c. The trip is just across the state. d. The trip takes a week.</p>

DIGITAL COMPREHENSION CHECKS

Digital comprehension questions are provided through Boom Learning Decks.



Number the details in the correct sequence.


- Aven makes up a story about her arms burning off in a wildfire in the mountains of Tanzania.
- Aven notices the photo of the Cavanaughs has been removed from the museum.
- Dad accepts a new job running a western-theme park in Arizona.
- Aven becomes upset when a child says, "Her arms fell off!"
- Aven and her friends make a game of telling wild stories about how Aven loses her arms.

14 CONSTRUCTED WRITING PROMPTS

Full Page Answer Keys

Constructed Response - Character Traits of Aven

In the first box, list physical characteristics of Aven. In the three remaining boxes, list three personality traits. Give proof from text for each trait.


Physical Appearance	Aven	Trait _____ Proof from Text _____
		Trait _____ Proof from Text _____
		Trait _____ Proof from Text _____

CCSS.ELA.LITERACY.BI.5.3 Compare and contrast two or more characters, settings, or events in a story or drama, and analyze how they interact.
CCSS.ELA.LITERACY.BI.6.1 Describe how a particular story's or drama's plot unfolds in a series of episodes as well as moves toward a resolution.

Page | 10 Unit Created by Gay Miller

Constructed Response - Character Traits of Aven

In the first box, list physical characteristics of Aven. In the three remaining boxes, list three personality traits. Give proof from text for each trait.


Physical Appearance	Aven	Trait - athletic - likes to play soccer Proof from Text Page 10 - Dad tells Aven she can play soccer and swim all day. Page 10 - Dad says she can play soccer. Page 16 - Dad says she can play soccer.
13-year-old female born without arms		Page 6 - Aven says she loses her arm on the train tracks. She says her face is priceless.
Later in the Novel Page 26 - red hair Page 53 - fair skin		Page 3 - Aven says she is a good person.

CCSS.ELA.LITERACY.BI.5.3 Compare and contrast two or more characters, settings, or events in a story or drama, and analyze how they interact.
CCSS.ELA.LITERACY.BI.6.1 Describe how a particular story's or drama's plot unfolds in a series of episodes as well as moves toward a resolution.

Page | 13 Unit Created by Gay Miller

Constructed Response - Character Traits of Aven

In the first box, list physical characteristics of Aven. In the three remaining boxes, list three personality traits. Give proof from text for each trait.

Physical Appearance	Aven	Trait _____ Proof from Text _____
		Trait _____ Proof from Text _____
		Trait _____ Proof from Text _____

Page | 16 Unit Created by Gay Miller

with and without
CCSS

DIGITAL WRITING PROMPTS

Digital writing prompts are provided through Google Slides.



SKILL LESSONS

Insignificant Events in the Life of a Cactus includes the following skill lessons:

- 4 Lessons on How to Write a Blog Post (These lessons cover the Common Core Standards for writing an essay.)
- Prefix sub-
- Suffix -ion
- Reflexive and Intensive Pronouns
- Idioms

Lesson Plans at a Glance

Read & Complete Comprehension Questions	Vocabulary Chapter Number and Word	Vocabulary Practice Book	Constructed Response Question	Activities	Writing and Language Arts Skills	
Chapters 1-3	2- privy 3 - liquefy	Page 1	Character Traits of Aven	(These can be done in any order on any day of the unit.) Western Themed Amusement Parks Ice Cream in a Bag Saguaro Cactus Crafts Saguaro Pretzel Rod Cactus Recipe	Writing a Blog Lesson 1 – Types of Posts	
Chapters 4-6	4 - dexterous 6 - exasperation	Page 2	Setting		Lesson 2 – SEO and Outline	
Chapters 7-9	8 – ostracize 9 - cumbersome	Page 3	Interactions between Characters)		Lesson 3 – Hook / Introduction	
Chapters 10-12	11 – dabble 11- shenanigans	Page 4	Reactions Aven Gets from Others Comparing Fathers		Lesson 4 – Body	
Chapters 13-15	14-disclaimer 14- reiterate	Page 5	Point of View		Lesson 5 – Extras Images and Call to Action	
Chapters 16-18	17- intervene 17-cacophony	Page 6	Summarizing Characters		Lesson 6 – Editing	
Chapters 19-21	20-redundant 21-bedraggled	Page 7 Review 8-9	Mood and Details		Prefix sub-	
Chapters 22-24	22-noncommittal 24-comeback	Page 10	Figurative Language			
Chapters 25-27	26-revenue 27-doppelganger	Page 11	Course of Action		Suffix -ion	
Chapters 28-30	28-surreptitious 29-evasive	Page 12	Comparing Blog Posts			
Chapters 31-33	31-incorporate 32-bedecked	Page 13	Mood/Details		Reflexive and Intensive Pronouns	
Chapters 34-36	34-stout 35-mediocre	Page 14	Problem and Solution Chain			
Chapters 37-39	37-exuberant 39-flair	Page 15 Review 16	Theme Plot Development		Idioms	
	Vocabulary Test					

SAMPLE SKILL LESSON

Students learn the rules with the organizer.

Practice – Outlining a Topic

You decide to write a blog post about the saguaro cactus. You want to provide some factual information about the cactus as well as some fun activities that middle schoolers can do related to the cactus.

Activity 1 – You type **saguaro cactus** in a Google search form. Below are the search result keywords. Highlight the search results that will help you write the factual information portion of your article.

saguaro cactus for
saguaro cactus fig
saguaro cactus fig
saguaro cactus ad
saguaro cactus still
saguaro cactus se
saguaro cactus life
saguaro cactus an
barrel cactus
cactus types
saguaro cactus bl
saguaro cactus ho

Activity 4

You brainstorm crafts and art project that middle schools might like to do regarding cactus. You come up with this list:

cactus tessellations
origami cactus
3D cactus from clay or paper
step-by-step draw
edible cactus (cup)

Add 2 more.

Activity 2 – In your Goog Google says people are **People also ask**

What is special ab
What happens if y
Why do saguaros i
How old is a 5 foot

Activity 3 – You look for each of the following we
National Park Servi
The Legend of the
The Northern Lights of
Sonoran Desert Eki
University
Top Activities for D
The Saguaro Minu
in Tucson, AZ

Highlight the three idea
these three projects. Yo
links below. These woul

_____ state flower of Arizona
_____ 3D Paper Craft
_____ many illegal opera
_____ class 4 felony to hu
_____ flowers at 35 years o
_____ full sun
_____ water every 10-14
_____ considered adult c
_____ slow growing
_____ resort fined \$20,000
_____ grow 1 to 1.5 inches
_____ average lifespan 1
_____ seller needs appro

Step-by-Step Drawing
grow arms when 75-100 years old
Candy-Covered Cactus Pretzel Rods
sell for an average of \$35 a foot

_____ state flower of Arizona
I. Introduction
II. First Body Paragraph Main Idea _____ The Life Cycle of the Saguaro Cactus
A. _____
B. _____
C. _____
D. _____
E. _____

III. Second Body Paragraph Main Idea _____
A. _____
B. _____
C. _____
D. _____
E. _____

IV. Third Body Paragraph Main Idea _____
A. _____
B. _____
C. _____
D. _____
E. _____

V. Fourth Body Paragraph Main Idea _____
A. _____
B. _____
C. _____
D. _____
E. _____

VI. Projects
A. _____
B. _____
C. _____
D. _____
E. _____

Closing/Call to Action
VII. Closing/Call to Action

Practice

Activity 5 - Create an outline for the cactus blog post by placing these facts in the correct locations on the outline.

state flower of Arizona
3D Paper Craft
many illegal operations
class 4 felony to hurt or take Saguaro Cactus from federal land
full sun
water every 10-14 days
considered adult cactus
slow growing
resort fined \$20,000
grow 1 to 1.5 inches
average lifespan 150-175 years - some tall as a telephone pole
seller needs approval of the landowner and apply for a state permit

Step-by-Step Drawing
grow arms when 75-100 years old
Candy-Covered Cactus Pretzel Rods
sell for an average of \$35 a foot

state flower of Arizona
3D Paper Craft
many illegal operations
class 4 felony to hurt or take Saguaro Cactus from federal land
full sun
water every 10-14 days
considered adult cactus
slow growing
resort fined \$20,000
grow 1 to 1.5 inches
average lifespan 150-175 years - some tall as a telephone pole
seller needs approval of the landowner and apply for a state permit

state flower of Arizona
3D Paper Craft
many illegal operations
class 4 felony to hurt or take Saguaro Cactus from federal land
full sun
water every 10-14 days
considered adult cactus
slow growing
resort fined \$20,000
grow 1 to 1.5 inches
average lifespan 150-175 years - some tall as a telephone pole
seller needs approval of the landowner and apply for a state permit

state flower of Arizona
3D Paper Craft
many illegal operations
class 4 felony to hurt or take Saguaro Cactus from federal land
full sun
water every 10-14 days
considered adult cactus
slow growing
resort fined \$20,000
grow 1 to 1.5 inches
average lifespan 150-175 years - some tall as a telephone pole
seller needs approval of the landowner and apply for a state permit

state flower of Arizona
3D Paper Craft
many illegal operations
class 4 felony to hurt or take Saguaro Cactus from federal land
full sun
water every 10-14 days
considered adult cactus
slow growing
resort fined \$20,000
grow 1 to 1.5 inches
average lifespan 150-175 years - some tall as a telephone pole
seller needs approval of the landowner and apply for a state permit

Activity 6 - Create an outline for the cactus blog post. **Answer Key**

I. Introduction
II. First Body Paragraph Main Idea _____ The Life Cycle of the Saguaro Cactus
A. _____
B. _____
C. _____
D. _____
E. _____

III. Second Body Paragraph Main Idea _____
A. _____
B. _____
C. _____
D. _____
E. _____

IV. Third Body Paragraph Main Idea _____
A. _____
B. _____
C. _____
D. _____
E. _____

V. Fourth Body Paragraph Main Idea _____
A. _____
B. _____
C. _____
D. _____
E. _____

VI. Projects
A. _____
B. _____
C. _____
D. _____
E. _____

Closing/Call to Action
VII. Closing/Call to Action

Planning a Blog Post

What is SEO?

SEO stands for Search Engine Optimization. It is the process of making a blog post rank higher on search engines through organic searches.

Search engines such as Google have crawlers that crawl webpages across the Internet to gather information. The content is then used when searchers look for information.

Bloggers can use robots to help their posts contain helpful information for a search engine.

Keywords

Keywords are words a person might use to search the Internet for information. If you want a wide audience, you should plan your keywords wisely.

Here is one simple method for determining which keywords to use:

Steps

- 1 - Plan your blog post topic.
- 2 - Go to Google.com.
- 3 - Slowly type in your topic in the search bar.
- 4 - Google will suggest what you are looking for and will offer a list of suggestions.
- 5 - Write down two or three suggestions that explain what you plan to write about.
- 6 - Click on the Google suggestion that fits your selected topic the best.

Look at the page of results and find **People also ask**. Do you see any questions you plan to answer or questions that would be good to include in your post? If so, write down these questions. Having these questions will help guide your outline.

Preparing to Write

Step 1 - Brainstorm ideas for your post based on what "People are asking," your keywords, and other information you plan to cover in your post.

Step 2 - Create an outline. This is essentially a skeleton of your finished piece.

Step 3 - Locate sources where you will find your information. Be sure they are appropriate for what you are discussing and currently important and accurate information.

Step 4 - Identify your audience. Who will read this article? Do you need to explain terms for this audience?

Step 5 - Plan your post. How do you want to come across to your audience?

Questions to Think About

- Are you the expert providing information? If so, you will want to come across as authoritative.
- Are you trying to change the way people think about a topic? If so, you will need to set up a good argument, proving why your way is better or your action needs to be taken.
- Do you want it keep the post light and humorous? If so, think of some personal information that will make people relate to you.

Planning a Blog Post

What is SEO?

SEO stands for Search Engine Optimization. It is the process of making a blog post rank higher on search engines through organic searches.

Search engines such as Google have crawlers that crawl webpages across the Internet to gather information. The content is then used when searchers look for information.

Bloggers can use robots to help their posts contain helpful information for a search engine.

Keywords

Keywords are words a person might use to search the Internet for information. If you want a wide audience, you should plan your keywords wisely.

Here is one simple method for determining which keywords to use:

Steps

- 1 - Plan your blog post topic.
- 2 - Go to Google.com.
- 3 - Slowly type in your topic in the search bar.
- 4 - Google will suggest what you are looking for and will offer a list of suggestions.
- 5 - Write down two or three suggestions that explain what you plan to write about.
- 6 - Click on the Google suggestion that fits your selected topic the best.

Look at the page of results and find **People also ask**. Do you see any questions you plan to answer or questions that would be good to include in your post? If so, write down these questions. Having these questions will help guide your outline.

Preparing to Write

Step 1 - Brainstorm ideas for your post based on what "People are asking," your keywords, and other information you plan to cover in your post.

Step 2 - Create an outline. This is essentially a skeleton of your finished piece.

Step 3 - Locate sources where you will find your information. Be sure they are appropriate for what you are discussing and currently important and accurate information.

Step 4 - Identify your audience. Who will read this article? Do you need to explain terms for this audience?

Step 5 - Plan your post. How do you want to come across to your audience?

Questions to Think About

- Are you the expert providing information? If so, you will want to come across as authoritative.
- Are you trying to change the way people think about a topic? If so, you will need to set up a good argument, proving why your way is better or your action needs to be taken.
- Do you want it keep the post light and humorous? If so, think of some personal information that will make people relate to you.


The skills lessons are provided digitally through Google Slides.

SAMPLE SKILL LESSON

Students learn the rules with the video lesson and organizer.

Students practice the rules with a game.

Watch this video!



Suffix
-ION

	Pictured Word List	Word List	Example Sentences using the Following Words
<p>-ion</p> <p>The suffix -ion means _____</p> <p>This suffix often turns verbs into nouns.</p> <p>subtract > _____</p> <p>inflect > _____</p> <p>The suffix -ion often turns root words into nouns.</p> <p>Spelling Rules</p> <p>Use -ion with verbs ending in</p> <p>ate – appreciate > _____</p> <p>pt – adopt > _____</p> <p>ct – attract > _____</p> <p>ete – delete > _____</p> <p>ute – dilute > _____</p> <p>it – edit > _____</p> <p>ite – ignite > _____</p> <p>Use -pion with verbs ending in</p> <p>scribe – describe > _____</p> <p>ceive – deceive > _____</p> <p>sume – assume > _____</p> <p>Use -ution for verbs ending in</p> <p>olve – evolve > _____</p> <p>Use -ilion with verbs ending in</p> <p>ose – transpose > _____</p> <p>Use -ation with verbs ending in</p> <p>te – utilize > _____</p> <p>ily – justify > _____</p> <p>alm – acclaim > _____</p> <p>Use -ation with verbs ending in</p> <p>de – evade > _____</p> <p>be/use – confuse > _____</p> <p>pel – repel > _____</p> <p>mit – omit > _____</p> <p>cede – secede > _____</p>	<p>Transportation</p> <p>Type here.</p> <p>Election</p> <p>Type here.</p> <p>Education</p> <p>Type here.</p> <p>Other</p> <p>Type here.</p>	<p>Type here.</p> <p>Type here.</p> <p>Type here.</p>	<p>transportation</p> <p>Type here.</p> <p>election</p> <p>Type here.</p> <p>education</p> <p>Type here.</p>

	Use “-tion” with verbs ending in.
	Use “-ption” with verbs ending in.
	Use “-ution” for verbs ending in.
	Use “-ution” for verbs ending in.
	Use “-ation” with verbs ending in.
	Use “-sion” with verbs ending in.

attribute	fuse
corrupt	alphabetize
solve	hospitalize
generate	subscribe
revision	exhibit
complete	object
oppose	provide
compel	pollute
consume	propel
impress	receive

exclaim	notify
admit	proclaim
resolve	impose
intercede	decide

Dice Game for the Suffix -ion

exclaim	notify	attribute	fuse	propel	ignite	provide	compress	fortify	perceive
admit	proclaim	corrupt	alphabetize	receive	concede	oppose	complete	celebrate	inscribe
resolve	impose	solve	hospitalize	consume	compel	except	object	revision	presume
intercede	decide	generate	subscribe	impress	pollute	elect	secrete	exhibit	permit

Use **“-tion”** with verbs ending in...

ate		
pt		
ct		
ete		
ute		
it/ite		

Use **“-pion”** with verbs ending in...

scribe		
ceive		
sume		

Use **“-ution”** for verbs ending in...

olve		
------	--	--

Use **“-ilion”** with verbs ending in...

ose		
-----	--	--

Use **“-ation”** with verbs ending in...

ize		
ify		
aim		

Use **“-sion”** with verbs ending in...

de		
se/use		
pel		
mit		
cede		
ss		


GOOGLE DRIVE FILES

My Drive > Insignificant Events in the Life of a Cactus


Files

Name ↑

Constructed Response for Ins...



Lesson 1 - Types of Blog Pos...



Lesson 2 - SEO and Creating ...



Lesson 3 - Writing an Introdu...



Lesson 4 - Writing the Post i...



Lesson 5 - Final Touches



Lesson 6 - Proofreading - Wri...



Lesson 7 - Prefix sub- Digital...

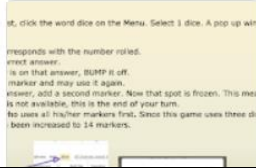


Watch this video!

Suffix -ION



Watch this video!



Watch this video!

Reflexive and Intensive Pronouns



Watch this video!

Idioms



This novel study includes links to the digital components for this unit. **Boom Learning** is used for the multiple-choice, short answer, and fill-in-the-blank questions.

Activities that require more open-ended responses may be found in **Google Slides**. This includes all the writing prompts with organizers for students to plan responses.

What are Boom Cards?

Boom Cards are digital task cards that students play on the Boom Learning Website.

They...

- ✓ are fully digital – require no printing, paper, ink, etc.
- ✓ may be used on all modern browsers
- ✓ are played on devices connected to the Internet
- ✓ can be used for student practice at no cost to you

When you purchase this novel study from TPT, you will receive special links to these Boom Cards. When you click on one of these links, you will be asked to sign into your account or create a free account at the Boom Learning Website. The special links in the paid resource let the Boom Learning site know you have purchased the deck. When you click the link, Boom Learning sends the Boom Deck to your Boom Library, so your students can access them. Students can play for free or data will be tracked for you with the Boom Learning Paid Subscription.

[Click here for a playable preview on Boom Learning.](#)



Boom Learning Card Examples

Read this passage from Chapter 2.

Oh, man—I just realized they deliberately buttered me up with buttered noodles.

Which type of figurative language is used?

Idiom

hyperbole

onomatopoeia

metaphor

The story is told from which point of view?

3rd person limited to Aven's perspective

1st person from Aven's perspective

2nd person as if the reader was in the story

3rd person alternating perspectives between chapters

A good title for Chapter 3 would be ---.

The Sizzling Sun

Skittering Lizard

No-Show Joe

Exploring Stagecoach Pass

What is the main idea of Chapter 2?

Aven thinks aliens have taken over Dad's brain.

Aven learns her father has a job offer at a theme park in Arizona.

The family drives across the country.

Dad loses his job when the restaurant goes out of business.

How far must Aven travel to reach her new home?

The trip takes a week.

The family travels over a thousand miles.

The trip is just across the state.

Dad drives an hour or two.

Read this line at the end of Chapter 1.

Then again, I never imagined I would save the Old West, perform for an audience in the desert, and solve a mystery.

Which literary device is used?

foreshadowing

cliffhanger

flashback

flashback

Select 4 things Aven and her parents say she can do without arms.

color

button pants

pick nose

eat spaghetti and cereal

carry luggage

fill water balloons

Which of the following does NOT describe **liquefy**?

wood turning into ash during a fire

coal turning into gasoline

blending fruit and ice to create a smoothie

soil becoming waterlogged during an earthquake

Insignificant Events in the Life of a Cactus

Novel Study Samples



Created by Gay Miller





**Thank you for
downloading this novel
study sample.**

**On the next pages, you will find the following pages
from the unit including:**

- **Table of Contents for the Digital + Printable Version**
- **Lesson Plans at a Glance for the Full Unit**

FREE SAMPLE PAGES

**The First Reading Selection plus Answer Keys
(These pages are found in all versions of this unit.)**

- **Vocabulary Practice**
- **Comprehension Questions**
- **Constructed Response Writing Prompt
(with and without the Common Core
Standards)**



**Are you wondering what other novel
studies I have available? You can see
the complete list [here](#).**

Table of Contents

SECTION 1 - Links to Digital Resources	7
Materials Needed	13
Lesson Plans at a Glance	14
SECTION 2 - Vocabulary	15
Teacher Information	15
Vocabulary List	18
Vocabulary Bookmarks	23
Vocabulary Word Cards	25
Vocabulary Practice Booklet	30
Vocabulary Test	53
Teacher Information	57
SECTION 3 - Student Packet for Comprehension and Writing	61
Allusions	62
Chapters 1-3 Comprehension	63
Constructed Response – Character Traits of Aven	64
Chapters 4-6 Comprehension	65
Constructed Response – Setting	67
Chapters 7-9 Comprehension	69
Constructed Response – Character Traits (Interactions between Characters)	70
Chapters 10-12 Comprehension	71
Constructed Response – Reactions Aven Gets from Others	72
Constructed Response – Comparing Fathers	73
Chapters 13-15 Comprehension	74
Constructed Response – Point of View	76
Chapters 16-18 Comprehension	78
Constructed Response – Summarizing	79
Constructed Response – Characters	80
Chapters 19-21 Comprehension	81
Constructed Response – Mood and Details	82
Chapters 22-24 Comprehension	83
Constructed Response – Figurative Language	85

Chapters 25-27 Comprehension	86
Constructed Response – Course of Action	88
Chapters 28-30 Comprehension	89
Constructed Response – Comparing Blog Posts	90
Chapters 31-33 Comprehension	91
Constructed Response – Mood/Details	92
Chapters 34-36 Comprehension	93
Constructed Response – Problem and Solution Chain	95
Chapters 37-39 Comprehension	96
Constructed Response – Theme	97
Constructed Response – Plot Development	98
SECTION 4 - Answer Keys for Comprehension and Constructed Response Writing Questions	99
SECTION 5 - Student Packet without Teaching Standards	138
SECTION 6 - Activities	175
Western-Themed Amusement Parks	176
Classroom Ice Cream	177
Saguaro Cactus Crafts	178
Saguaro Pretzel Rod Cactus Recipe	179
SECTION 7 - Skills	180
Teacher Information	181
Lesson 1 – Types of Blog Posts	190
Organizer	191
Practice – Which Type of Article Should I Write?	194
Lesson 2 – SEO and Creating an Outline	196
Organizer	197
Practice – Outlining a Topic	200
Lesson 3 – Writing an Introduction including a Hook	208
Organizer	209
Practice – Blog Posts vs. Articles	212
Lesson 4 – Writing the Post including Transitions	214
Organizer	215
Practice – Adding Transitions to a Blog Post	218

Lesson 5 – Final Touches	220
Organizer	221
Practice – Adding Transitions to a Blog Post	224
Lesson 6 - Proofreading	232
Grading Rubric	233
Lesson 7 – Prefix sub-	234
Organizer with Video Lesson	236
Practice Exercise	238
Game - Loop	240
Lesson 8 – Suffix -ion	244
Organizer with Video Lesson	246
Practice Exercise	248
Game - Dice	250
Lesson 9 – Intensive and Reflective Pronouns	253
Organizer with Video Lesson	255
Practice Exercise	258
Game - Bump	264
Lesson 10 - Idioms	267
Organizer with Video Lesson	268
Practice Exercise	271
Credits	273

Lesson Plans at a Glance

Read & Complete Comprehension Questions	Vocabulary Chapter Number and Word	Vocabulary Practice Book	Constructed Response Question	Activities	Writing and Language Arts Skills	
Chapters 1-3	2- privy 3 - liquefy	Page 1	Character Traits of Aven	<p>(These can be done in any order on any day of the unit.)</p> <p>Western Themed Amusement Parks</p> <p>Ice Cream in a Bag</p> <p>Saguaro Cactus Crafts</p> <p>Saguaro Pretzel Rod Cactus Recipe</p>	Writing a Blog Lesson 1 – Types of Posts	
Chapters 4-6	4 – dexterous 6 - exasperation	Page 2	Setting		Lesson 2 –SEO and Outline	
Chapters 7-9	8 – ostracize 9 - cumbersome	Page 3	Interactions between Characters)		Lesson 3 – Hook / Introduction	
Chapters 10-12	11 – dabble 11- shenanigans	Page 4	Reactions Aven Gets from Others Comparing Fathers		Lesson 4 – Body	
Chapters 13-15	14-disclaimer 14- reiterate	Page 5	Point of View		Lesson 5 – Extras Images and Call to Action	
Chapters 16-18	17- intervene 17-cacophony	Page 6	Summarizing Characters		Lesson 6 – Editing	
Chapters 19-21	20-redundant 21-bedraggled	Page 7 Review 8-9	Mood and Details		Prefix sub-	
Chapters 22-24	22-noncommittal 24-comeback	Page 10	Figurative Language			
Chapters 25-27	26-revenue 27-doppelganger	Page 11	Course of Action		Suffix -ion	
Chapters 28-30	28-surreptitious 29-evasive	Page 12	Comparing Blog Posts			
Chapters 31-33	31-incorporate 32-bedecked	Page 13	Mood/Details		Reflexive and Intensive Pronouns	
Chapters 34-36	34-stout 35-mediocre	Page 14	Problem and Solution Chain			
Chapters 37-39	37-exuberant 39-flair	Page 15 Review 16	Theme Plot Development		Idioms	
	Vocabulary Test					

Review

Complete the analogies with a vocabulary word.

decorate	:	bedecked	::	mischiefs	:
style	:	flair	::	average	:
definite	:	noncommittal	::	clumsy	:
manageable	:	cumbersome	::	harmony	:
integrate	:	incorporate	::	repeat	:
boisterous	:	exuberant	::	coldshoulder	:
sneaky	:	surreptitious	::	twin	:
income	:	revenue	::	evasive	:
slender	:	stout	::	unadorned	:
unnecessary	:	redundant	::	in the know	:
discord	:	cacophony	::	criterion	:
direct	:	evasive	::	exclude	:
agile	:	dexterous	::	putter	:
burdensome	:	cumbersome	::	thickset	:
intercede	:	intervene	::	annoyance	:
restate	:	reiterate	::	vague	:
return	:	comeback	::	dissolve	:
excellent	:	mediocre	::	lethargic	:
include	:	ostracize	::	open	:

Chapters 1-3 [privy and liquefy]

1. Write the words on the correct locations the T-Chart.

lavatory	toilet	aware of
sharing in	informed	latrine

privy meaning in the know	privy meaning outhouse
_____	_____
_____	_____
_____	_____

~~~~~

2. Which of the following is does NOT describe **liquefy**?

- coal turning into gasoline
- blending fruit and ice to create a smoothie
- soil becoming waterlogged during an earthquake
- wood turning into ash during a fire

~~~~~

3. Circle six words in the box that are synonyms of **liquefy**.

turn to liquid	harden	soften
solidify	congeal	thaw
precipitate	dissolve	freeze
get hard	set	melt

Review

Complete the analogies with a vocabulary word.

decorate	:	bedecked	::	mischief	:	shenanigans
style	:	flair	::	average	:	mediocre
definite	:	noncommittal	::	clumsy	:	dexterous
manageable	:	cumbersome	::	harmony	:	cacophony
integrate	:	incorporate	::	repeat	:	reiterate
boisterous	:	exuberant	::	coldshoulder	:	ostracize
sneaky	:	surreptitious	::	twin	:	doppelganger
income	:	revenue	::	evasive	:	noncommittal
slender	:	stout	::	unadorned	:	bedeck
unnecessary	:	redundant	::	in the know	:	privy
discord	:	cacophony	::	criterion	:	disclaimer
direct	:	evasive	::	exclude	:	incorporate
agile	:	dexterous	::	putter	:	dabble
burdensome	:	cumbersome	::	thickset	:	stout
intercede	:	intervene	::	annoyance	:	exasperation
restate	:	reiterate	::	vague	:	evasive
return	:	comeback	::	dissolve	:	liquefy
excellent	:	mediocre	::	lethargic	:	exuberant
include	:	ostracize	::	open	:	surreptitious

Chapters 1-3 [privy and liquefy]

1. Write the words on the correct locations the T-Chart.

lavatory	toilet	aware of
sharing in	informed	latrine

privy meaning in the know	privy meaning outhouse
sharing in	latrine
aware of	toilet
informed	lavatory



2. Which of the following does NOT describe **liquefy**?

- a) coal turning into gasoline
- b) blending fruit and ice to create a smoothie
- c) soil becoming waterlogged during an earthquake
- d) **wood turning into ash during a fire**



3. Circle six words in the box that are synonyms of **liquefy**.

turn to liquid	harden	soften
solidify	congeal	thaw
precipitate	dissolve	freeze
get hard	set	melt

Insignificant Events in the Life of a Cactus ~ Chapters 1-3

1. What is the main idea of Chapter 2?
- The family drives across the country.
 - Dad loses his job when the restaurant goes out of business.
 - Aven thinks aliens have taken over Dad's brain.
 - Aven learns her father has a job offer at a theme park in Arizona.

2. A good title for Chapter 3 would be ---.
- Skittering Lizard
 - No-Show Joe
 - Exploring Stagecoach Pass
 - The Sizzling Sun

3. The story is told from which point of view?
- 1st person from Aven's perspective
 - 3rd person limited to Aven's perspective
 - 3rd person alternating perspectives between chapters
 - 2nd person as if the reader was in the story

4. Read this passage from Chapter 2.
- Oh, man—I just realized they deliberately buttered me up with buttered noodles.
- Which type of figurative language is used?
- onomatopoeia
 - idiom
 - metaphor
 - hyperbole
- What does this expression mean?
-
-
-

5. Sequence the following events in order.
- _____ Aven makes up a story about her arms burning off in a wildfire in the mountains of Tanzania.
- _____ Aven notices the photo of the Cavanaughs has been removed from the museum.
- _____ Dad accepts a new job running a western-theme park in Arizona.
- _____ Aven becomes upset when a child says, "Her arms fell off!"
- _____ Aven and her friends make a game of telling wild stories about how Aven loses her arms.

6. Check each thing Aven and her parents say she can do without arms.
- _____ pick nose
- _____ carry luggage
- _____ button pants
- _____ color
- _____ eat spaghetti and cereal
- _____ fill water balloons

7. Read this line at the end of Chapter 1.
- Then again, I never imagined I would save the Old West, perform for an audience in the desert, and solve a mystery.
- Which literary device is used?
- flashback
 - cliffhanger
 - foreshadowing
 - personification

8. How far must Aven travel to reach her new home?
- Dad drives an hour or two.
 - The family travels over a thousand miles.
 - The trip is just across the state.
 - The trip takes a week.

Constructed Response - Character Traits of Aven

In the first box, list physical characteristics of Aven. In the three remaining boxes, list three personality traits. Give proof from text for each trait.

Physical Appearance

Aven



Trait _____

Proof from Text

Trait _____

Proof from Text


Trait _____

Proof from Text

[CCSS.ELA-Literacy.RL.5.3](#) Compare and contrast two or more characters, settings, or events in a story or drama, drawing on specific details in the text (e.g., how characters interact).

[CCSS.ELA-LITERACY.RL.6.3](#) Describe how a particular story's or drama's plot unfolds in a series of episodes as well as how the characters respond or change as the plot moves toward a resolution.

Comprehension and Constructed Response Answer Keys



Insignificant Events in the Life of a Cactus ~ Chapters 1-3

1. What is the main idea of Chapter 2?
- a. The family drives across the country.
 - b. Dad loses his job when the restaurant goes out of business.
 - c. Aven thinks aliens have taken over Dad's brain.
 - d. **Aven learns her father has a job offer at a theme park in Arizona.**

2. A good title for Chapter 3 would be ---.
- a. Skittering Lizard
 - b. No-Show Joe
 - c. **Exploring Stagecoach Pass**
 - d. The Sizzling Sun

3. The story is told from which point of view?
- a. **1st person from Aven's perspective**
 - b. 3rd person limited to Aven's perspective
 - c. 3rd person alternating perspectives between chapters
 - d. 2nd person as if the reader was in the story

4. Read this passage from Chapter 2.
- Oh, man—I just realized they deliberately buttered me up with buttered noodles.
- Which type of figurative language is used?
- a. onomatopoeia
 - b. **idiom**
 - c. metaphor
 - d. hyperbole
- What does this expression mean?
- to charm with flattery or be very kind to please someone so the person will do what you want him or her to do**

5. Sequence the following events in order.
- 2 Aven makes up a story about her arms burning off in a wildfire in the mountains of Tanzania.
- 5 Aven notices the photo of the Cavanaugh's has been removed from the museum.
- 4 Dad accepts a new job running a western-theme park in Arizona.
- 1 Aven becomes upset when a child says, "Her arms fell off!"
- 3 Aven and her friends make a game of telling wild stories about how Aven loses her arms.

6. Check each thing Aven and her parents say she can do without arms.
- pick nose
 - carry luggage
 - button pants
 - color
 - eat spaghetti and cereal
 - fill water balloons

7. Read this line at the end of Chapter 1.
- Then again, I never imagined I would save the Old West, perform for an audience in the desert, and solve a mystery.
- Which literary device is used?
- a. flashback
 - b. cliffhanger
 - c. **foreshadowing**
 - d. personification

8. How far must Aven travel to reach her new home?
- a. Dad drives an hour or two.
 - b. **The family travels over a thousand miles.**
 - c. The trip is just across the state.
 - d. The trip takes a week.

Constructed Response - Character Traits of Aven

In the first box, list physical characteristics of Aven. In the three remaining boxes, list three personality traits. Give proof from text for each trait.

Physical Appearance

13-year-old female
born without arms

Later in the Novel
Page 26 - red hair
Page 53 - fair skin

Aven



Trait - **athletic** - likes to play soccer
Proof from Text

Page 10 - Dad tells Aven she can play soccer and swim all year old.

Page 10 - Dad tells Aven she is a pro at soccer.

Page 16 - Dad sets up a soccer goal to help Aven practice.

Trait - **jokester**

Proof from Text

Page 6 - Aven makes up an exaggerated story about how she loses her arms saving a puppy that had been tied to the train tracks. She thinks that the looks on the new kid's face is priceless and all her friends are laughing.

Trait - **determined**

Proof from Text

Page 3 - Aven says she can do most everything everyone else with arms can do.

[CCSS.ELA-Literacy.RL.5.3](#) Compare and contrast two or more characters, settings, or events in a story or drama, drawing on specific details in the text (e.g., how characters interact).

[CCSS.ELA-LITERACY.RL.6.3](#) Describe how a particular story's or drama's plot unfolds in a series of episodes as well as how the characters respond or change as the plot moves toward a resolution.

Addendum

Constructed Response Questions without Common Core State Standards



Important Update

Originally 46 states adopted the Common Core State Standards. Many teachers have commented that they love having the standards on pages with constructed response writing prompts for accountability reasons. Now educational trends are changing. Many states have repealed Common Core and adopted their own state standards. To meet the needs of teachers both using and not using Common Core Standards, I have opted to provide the writing questions both with and without standards.

To make creating a printable student packet easier, the comprehension and constructed response questions are both included in this section.

Insignificant Events in the Life of a Cactus ~ Chapters 1-3

1. What is the main idea of Chapter 2?
- The family drives across the country.
 - Dad loses his job when the restaurant goes out of business.
 - Aven thinks aliens have taken over Dad's brain.
 - Aven learns her father has a job offer at a theme park in Arizona.

2. A good title for Chapter 3 would be ---.
- Skittering Lizard
 - No-Show Joe
 - Exploring Stagecoach Pass
 - The Sizzling Sun

3. The story is told from which point of view?
- 1st person from Aven's perspective
 - 3rd person limited to Aven's perspective
 - 3rd person alternating perspectives between chapters
 - 2nd person as if the reader was in the story

4. Read this passage from Chapter 2.
- Oh, man—I just realized they deliberately buttered me up with buttered noodles.
- Which type of figurative language is used?
- onomatopoeia
 - idiom
 - metaphor
 - hyperbole
- What does this expression mean?
-
-
-

5. Sequence the following events in order.
- _____ Aven makes up a story about her arms burning off in a wildfire in the mountains of Tanzania.
- _____ Aven notices the photo of the Cavanaughs has been removed from the museum.
- _____ Dad accepts a new job running a western-theme park in Arizona.
- _____ Aven becomes upset when a child says, "Her arms fell off!"
- _____ Aven and her friends make a game of telling wild stories about how Aven loses her arms.

6. Check each thing Aven and her parents say she can do without arms.
- _____ pick nose
- _____ carry luggage
- _____ button pants
- _____ color
- _____ eat spaghetti and cereal
- _____ fill water balloons

7. Read this line at the end of Chapter 1.
- Then again, I never imagined I would save the Old West, perform for an audience in the desert, and solve a mystery.
- Which literary device is used?
- flashback
 - cliffhanger
 - foreshadowing
 - personification

8. How far must Aven travel to reach her new home?
- Dad drives an hour or two.
 - The family travels over a thousand miles.
 - The trip is just across the state.
 - The trip takes a week.

Constructed Response - Character Traits of Aven

In the first box, list physical characteristics of Aven. In the three remaining boxes, list three personality traits. Give proof from text for each trait.

Physical Appearance

Aven



Trait _____

Proof from Text

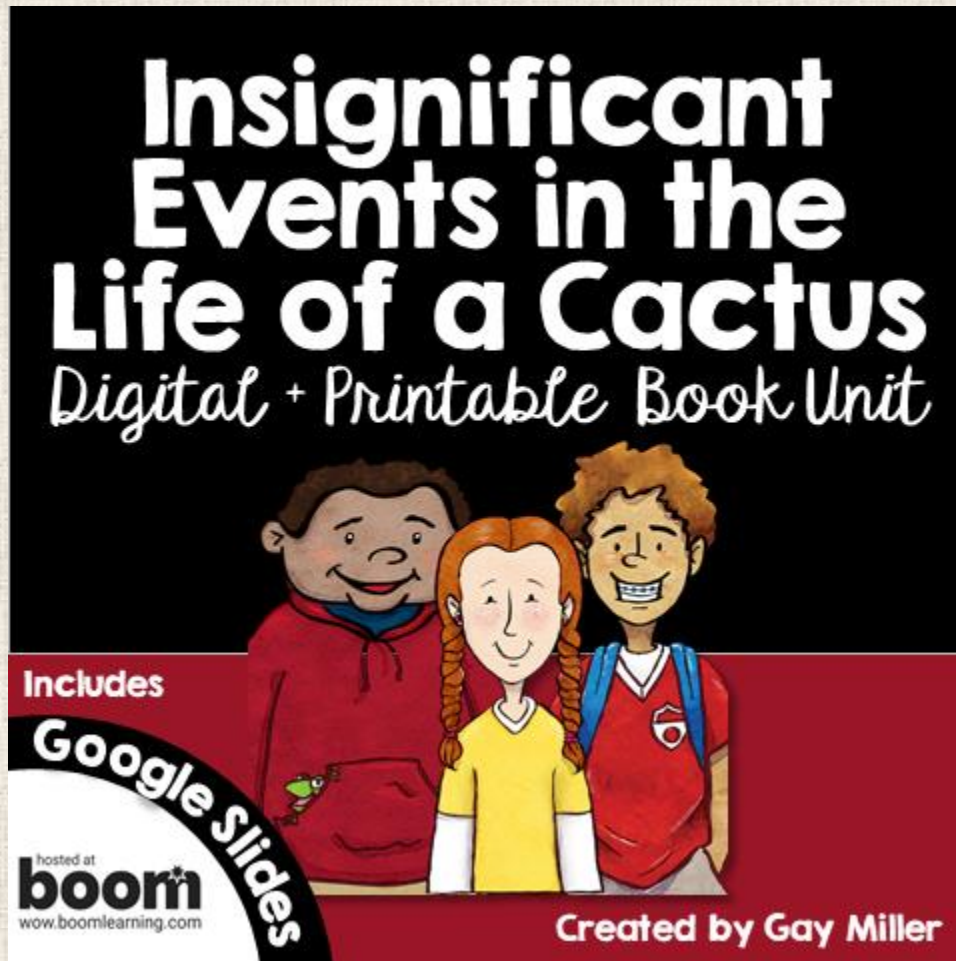
Trait _____

Proof from Text

Trait _____

Proof from Text

Click here to get the
digital + printable unit.



**Insignificant
Events in the
Life of a Cactus**
Digital + Printable Book Unit

Includes
Google Slides

hosted at
boom
www.boomlearning.com

Created by Gay Miller



Terms of Use

- All rights reserved by Gay Miller.
- This purchase includes a limited license for single classroom use only. You may utilize it for each student you serve.

Product Don'ts

- You may not upload this product to the Internet or store it in any public retrieval service of any kind outside of using it with your own students.
- No part of the product may be altered for resell or distribution.
- If you have any questions feel free to contact me at teachwithgaymiller@gmail.com.