





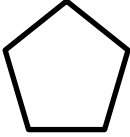
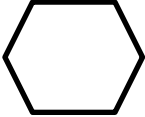
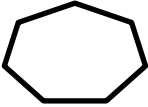
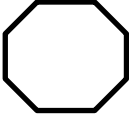
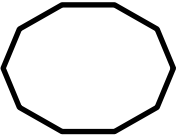
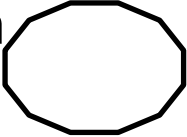


Name: _____

Use your Cheez-It Crackers to find the area of each shape! Write the area inside each shape.



Names of Regular Polygons

Name	Sides	Angles	Number of Vertices	Number of Diagonals
triangle 				
quadrilateral 				
pentagon 				
hexagon 				
heptagon 				
octagon 				
decagon 				
dodecagon 				

QUADRILATERALS ORGANIZER

Organizer

Two versions of this organizer is provided depending on the needs of your students. In the first version, students complete the organizer by writing definitions and drawing illustrations. The second copy of the organizer may be used as an answer key, for differentiated instruction, for students who were absent during instruction, or if you wish for the students to have the organizer already completed.

Instructions:

- Simply copy the first page of the organizer onto colored paper.
- Copy the next onto white copier paper.
- Trim the outer edges so the organizer will fit into interactive notebooks.
- The first colored page should be cut on the line between the flaps up to the dotted fold line, so that it will open one flap at a time.
- Students will complete the organizer by filling in the missing information.

rhombus

rectangle

trapezoid

**Q
U
A
D
R
I
L
A
T
E
R
A
L
S**

parallelogram

square

quadrilateral

Definition

Illustration

Definition

Illustration

Definition

Illustration

Definition

Illustration

Definition

Illustration

Definition

Illustration

G

L

U

E


H

F

R

A

A rhombus is an equilateral parallelogram.




Parallelograms have their opposite sides parallel.



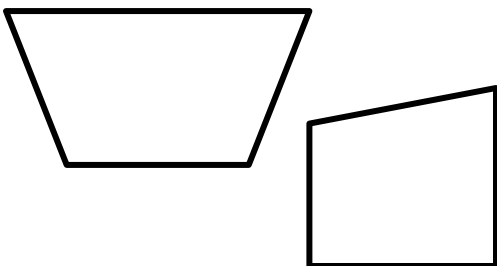
In rectangles all the angles are right angles.



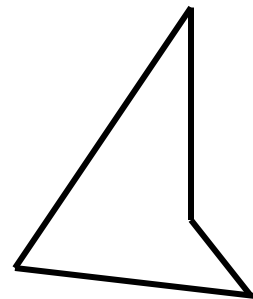
A square has four right angles and all sides are equal.



A trapezoid has only two parallel sides.



Quadrilaterals have 4 sides and 4 angles.



G

L

U

E

H

E



R

E

Credits



[Pinterest](#)

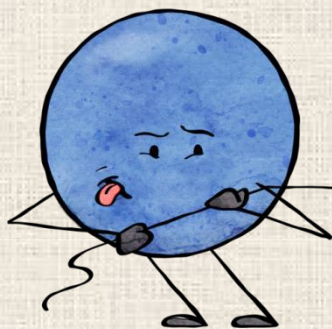


[Book Units Teacher Blog](#)

[Gay Miller's
Teachers Pay Teachers Store](#)



[YouTube](#)



[Book Units Teacher Website](#)



Check out my new [YouTube](#) channel.