


# Division Organizers



### Instructions for Completing the Organizer:

Print the organizer onto colored paper.

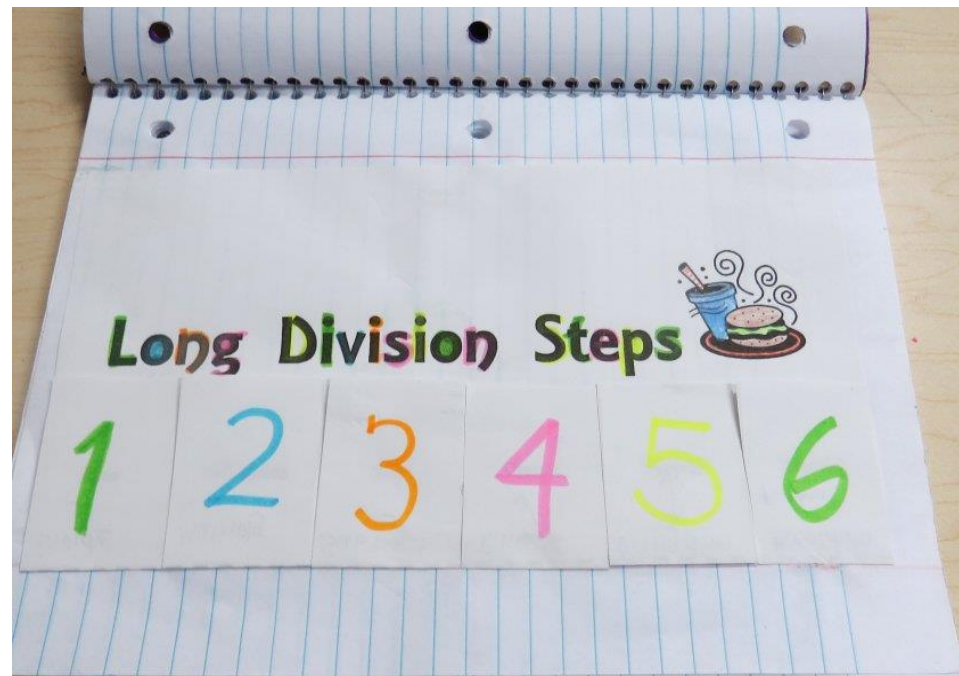
Trim the edges.

Fold on the dotted line.

Cut on the solid lines between flaps up to the dotted fold line.

Have students fill in missing information.

The graphic organizers will fit into an interactive notebook after the edges are trimmed.



# Long Division Steps



Does

McDonalds

Sell

Cheese

Burgers

Rapidly?

--	--	--	--	--	--

# Long Division Steps



Does

McDonalds

Sell

Cheese

Burgers

Rapidly?

D  
I  
V  
I  
D  
E

M  
U  
L  
T  
I  
P  
L  
Y

S  
U  
B  
T  
R  
A  
C  
T

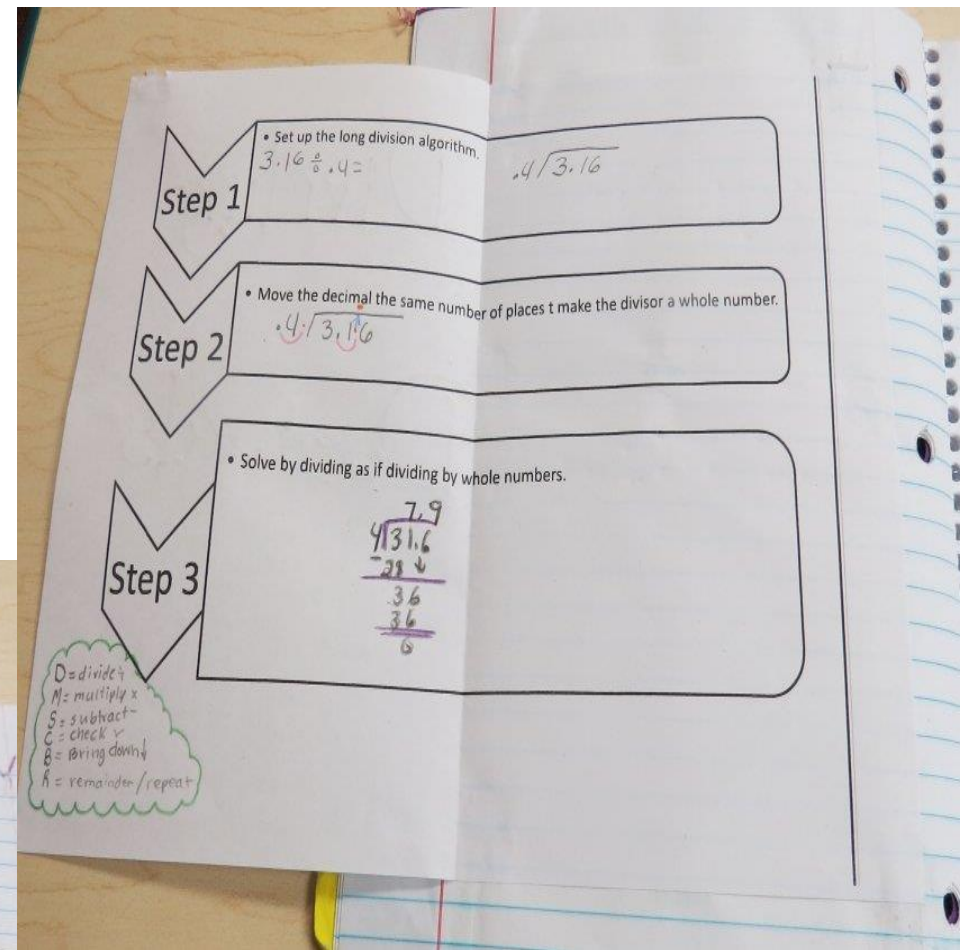
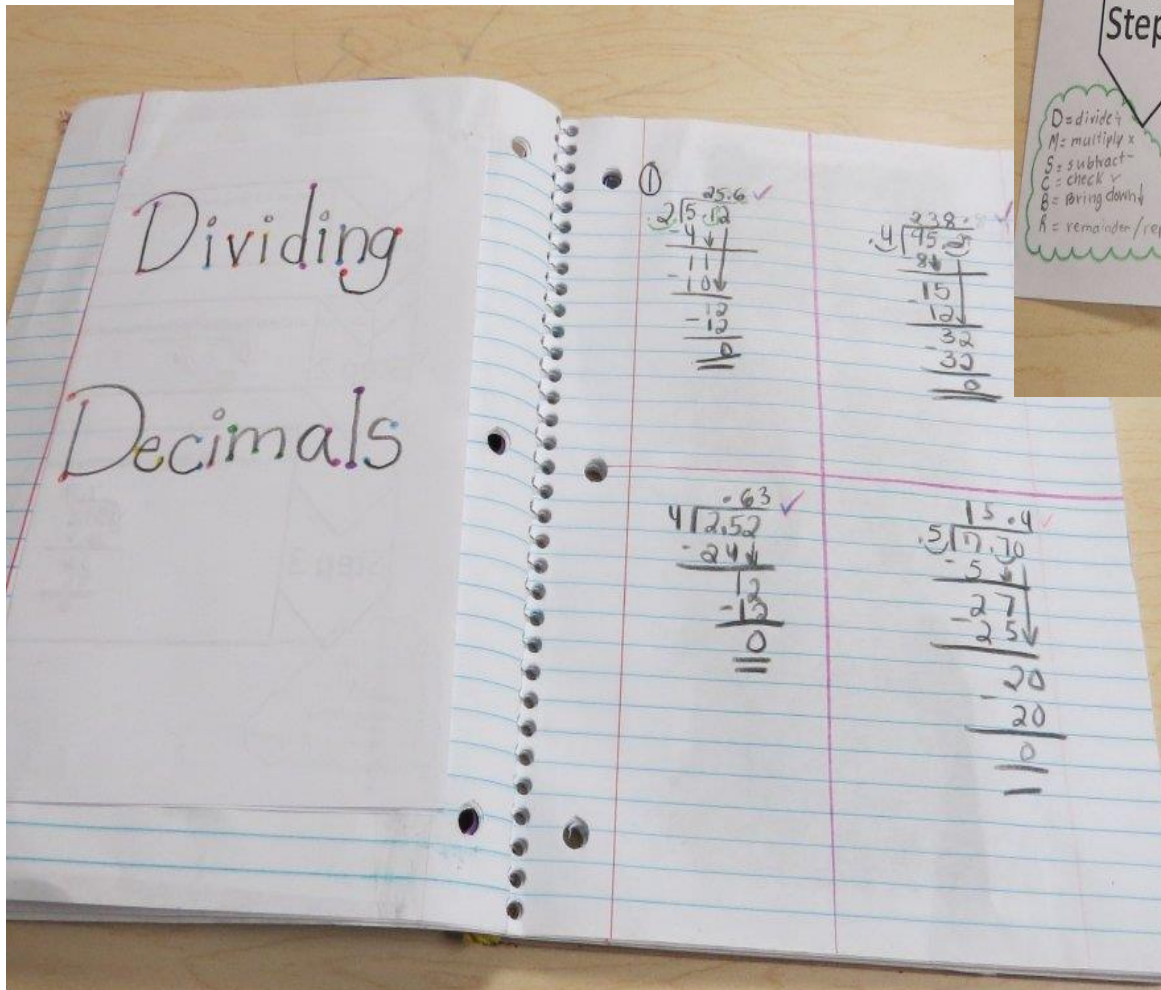
C  
H  
E  
C  
K

B  
R  
I  
N  
G  
  
D  
O  
W  
N

R  
E  
P  
E  
A  
T  
  
O  
R  
  
R  
E  
M  
A  
I  
N  
D  
E  
R

## Instructions for Completing the Organizer:

1. Print the organizer onto colored paper.
2. Fold in half.
3. Have students create a sample problem.
4. The graphic organizers will fit into an interactive notebook when folded in half.



## Step 1

- Set up the long division algorithm.

## Step 2


- Move the decimal the same number of places to make the divisor a whole number.

## Step 3

- Solve by dividing as if dividing by whole numbers.




# Credits



Visit me on

<http://www.pinterest.com/lindagaymiller/>



Teachers Pay Teachers

<http://www.teacherspayteachers.com/Store/Gay-Miller>



Visit my website at

<http://bookunitsteacher.com/>

