

Figurative Language

Check out the entire series:

[Understatement Definition and Examples](#)

[Sarcasm Definition and Examples](#)

[Irony Definition, Examples, and Lesson](#)

[Pun Definition and Examples](#)

[Oxymoron Definition, Examples, and Lesson](#)


[Malapropism Definition, Examples, and Lesson](#)

[Biblical, Literary, Historical, and Mythical Allusions](#)

[Proverbs and Adages](#)

[Teaching Humor Devices](#)

[Alliteration, Rhyme, and Onomatopoeia](#)



Google Slide Links

This handout provides definitions and examples of sarcasm to help students understand this figurative language concept. Additionally, it includes links to access the video lesson and accompanying organizer. The blog post contains further activity suggestions that are not repeated here, so be sure to visit the post for more engaging and detailed exercises to enhance your lesson.

Click here to download the **free activities from Google Drive**.

This is the [digital version](#).


Teacher Instructions

Two versions of this organizer is provided through Google Slides. The first is printable. The text is editable, so you can change definitions and examples before printing if you like.


The second copy is meant to do online through Google Slides. Just delete the white slides before sharing with your students

Check out the blog post for activities not included in this handout.

[Proverbs and Adages](#)



Organizer #1 Adages vs Proverbs Two-Door Flip Organizer



Materials Needed:

Printable organizer sheet

Scissors

Colored pencils, markers, or crayons (for illustrations)

Step-by-Step Instructions:

Print the Organizer:

Print the organizer sheet on a standard piece of paper.

Fold the Organizer:

Fold the paper down the middle along the dotted line to create a booklet with two doors.

Cut the Doors:

On the left side of the folded paper, cut along the bold line to create two separate doors.


Label the Door

Label the top left door "Adages."

Label the bottom left door "Proverbs."



Organizer #1 Adages vs Proverbs



Complete the Inside Left Section:

Inside the top left door, write an example of an adage and illustrate it in the provided space.

Inside the bottom left door, write an example of a proverb and illustrate it in the provided space.

Complete the Inside Right Section:

Inside the top right section (next to the adage), write a definition of an adage.

Inside the bottom right section (next to the proverb), write a definition of a proverb.

Tips:

Be creative with your illustrations to make the organizer visually engaging.

Use clear and concise language for the definitions to ensure they are easily understood.

If you need inspiration for adages and proverbs, consider looking up common examples to include.



Adages




Proverbs





Adages



Don't judge a book by its cover.

An **adage** is a short, usually philosophical, but memorable saying which holds some important fact of experience that is considered true by many people.

Proverbs



A bird in the hand is worth two in the bush.

A **proverb** is a simple and concrete saying, popularly known and repeated, that expresses a truth based on common sense or the practical experience of humanity.

Organizer #2

Instructions for Making a Booklet with Tabs

Materials Needed:

- Printable booklet pages
- Scissors
- Stapler
- Colored pencils, markers, or crayons (for illustrations)

Step-by-Step Instructions:

Print the Pages:

Print the booklet pages. Each printable sheet contains two booklet pages with tabs. Note: The first printable contains two covers. Students will only need one.

Cut Out the Pages:

Carefully cut out the pages on the bold lines being sure not to cut off the tabs. You should have a total of six pages with tabs and one cover page.

Organize the Pages:

Arrange the pages in order so that the tabs appear down the right side of the booklet in the following order: Wisdom, Honesty, Foolishness, Family, Happiness, Desires.

The first page should have the "Wisdom" tab at the top, and the last page should have the "Desires" tab at the bottom.

You can find
the [digital
version](#) here.



Prepare the Cover Page:

Place the cover page on top of the arranged pages.

Staple the Booklet:

Align all the pages together, ensuring that the tabs are visible and in the correct order. Staple the pages along the left side to secure them into a booklet format.

Complete Each Page:

Each page is dedicated to one of the topics listed on the tabs.

On each page, you will find a sample proverb related to the topic.

Below the sample proverb, there are boxes for illustrations. Use colored pencils, markers, or crayons to draw illustrations that represent the proverb.

Write the proverbs that go with the illustration beside the illustration boxes.

Review and Enjoy:

Review the booklet to ensure all pages are in the correct order and stapled securely.

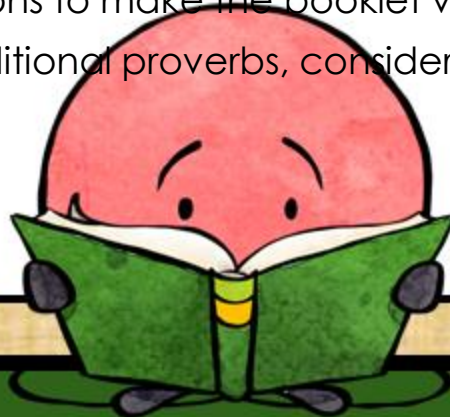
Enjoy using your booklet to learn and reflect on various proverbs related to wisdom, honesty, foolishness, family, happiness, and desires.

Tips:

Take your time cutting and arranging the pages to ensure the tabs are aligned neatly.

Be creative with your illustrations to make the booklet visually appealing.


If you need inspiration for additional proverbs, consider looking up common proverbs related to each topic.



Proverbs and Adages

Definition


Example



Proverbs and Adages

Definition

Example




Wisdom proverbs and adages often speak of knowing how to act and when to act as well as knowing when not to act.


Wisdom





Better late than never.

It's best to do something on time. But if you can't do it on time, do it late.










Ethics proverbs and adages are about doing what is right and avoiding what is wrong.


Ethics





Honesty is the best policy

It is best to tell the truth.











These proverbs and adages give advice to others by saying that if a person follows the rules of society, he will be happy.





Absence makes the heart grow fonder.

From Roman poet Sextus Propertius -- The lack of something increases the desire for it










Happiness


Many proverbs and adages warn the listener that being selfish and greedy is harmful.





Good things come to those who wait.

Be patient. Eventually something good will happen to you.









Desires

© Gay Miller

Create a game where students match the beginning of a proverb or adage with its ending.

Answer Key

The early bird gets the worm.

A picture is worth a thousand words.

Don't judge a book by its cover.

Better late than never.

Birds of a feather flock together.

When in Rome, do as the Romans do.

Fortune favors the bold.

The squeaky wheel gets the grease.

Two heads are better than one.

Hope for the best, but prepare for the worst.

When the going gets tough, the tough get going.

The clothes make (or don't make) the man.

Do unto others as you would have them do unto you.

A penny saved is a penny earned.

You can't have your cake and eat it too.

Curiosity killed the cat.

Actions speak louder than words.

Absence makes the heart grow fonder.

All that glitters is not gold.

A watched pot never boils..

Don't count your chickens before they hatch.

Rome wasn't built in a day.

Too many cooks spoil the broth.

Necessity is the mother of invention.

The grass is always greener on the other side.

Look before you leap.

The pen is mightier than the sword.

Practice makes perfect.

You can lead a horse to water but you can't make it drink.

If it ain't broke, don't fix it.

No man is an island.

Beggars can't be choosers



The early bird

**Birds of a
feather**

Two heads are

Do unto others

**A picture is
worth**

**When in
Rome,**

**Hope for the
best,**

**A penny
saved**

**Don't judge a
book**

Fortune favors

**When the
going gets
tough,**

**You can't
have your
cake**

Better late

**The squeaky
wheel**

**The clothes
make (or
don't make)**

Curiosity killed

Actions speak	Don't count your chickens	The grass is always greener	You can lead a horse to water,
Absence makes the heart	Rome wasn't built	Look before	If it ain't broke,
All that glitters	Too many cooks	The pen is mightier	No man is
A watched pot	Necessity	Practice makes	Beggars can't

gets the worm.

flock together.

**better than
one.**

**as you would
have them do
unto you.**

**a thousand
words.**

**do as the
Romans do.**

**but prepare
for the worst.**

**is a penny
earned.**

by its cover.

the bold.

**the tough get
going.**

and eat it too.

than never.

**gets the
grease.**

the man.

the cat.

**louder than
words.**

**before they
hatch.**

**on the other
side.**

**but you can't
make it drink.**

grow fonder.

in a day.

you leap.

don't fix it.

is not gold.

spoil the broth.

**than the
sword.**

an island.

never boils.

**is the mother
of invention.**

perfect.

be choosers.


Figurative Language

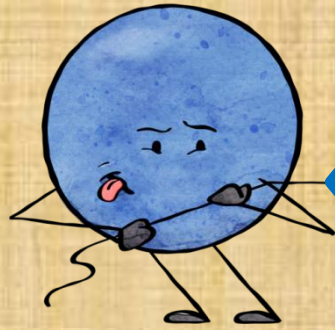
[Look for Figurative Language on Teachers Pay Teachers for additional activities.](#)





Credits






[Book Units Teacher Website](#)

[Teachers Pay Teachers Store](#)
[Gay Miller's](#)

[Pinterest](#)



[YouTube](#)



[Book Units Teacher Blog](#)