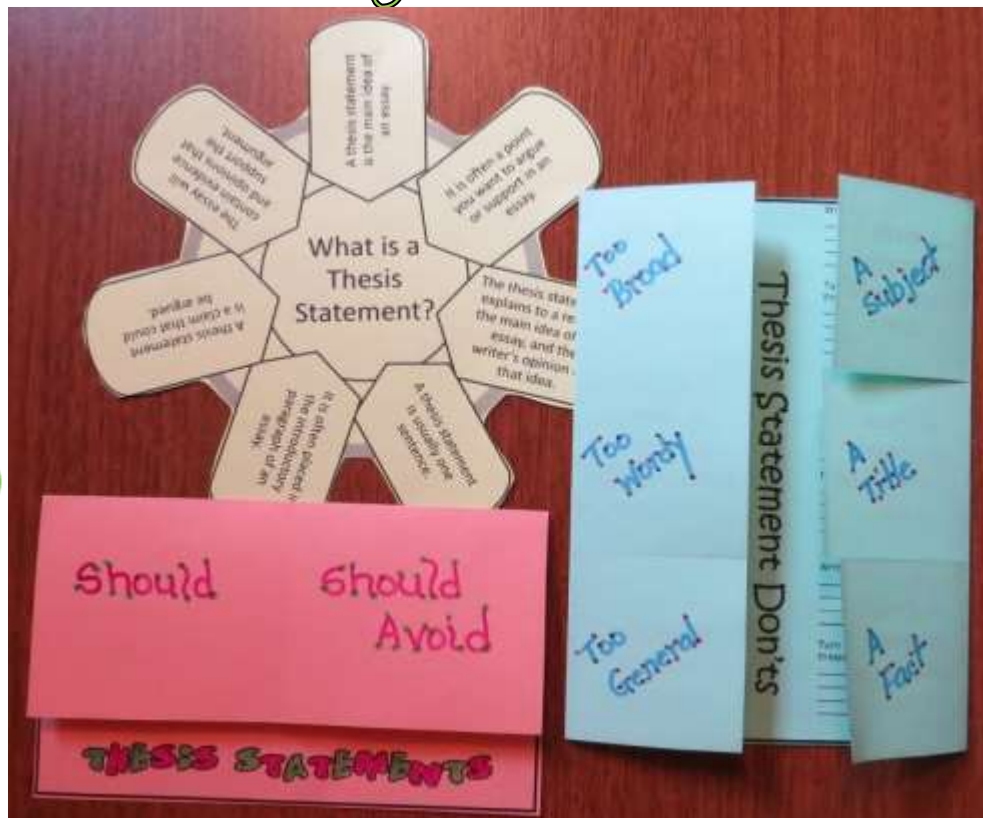


Free Thesis Statement Organizers



Created by Gay Miller



My blog may be found here:

<http://bookunitsteacher.com/wp>

You may also be interested in visiting me at these locations:

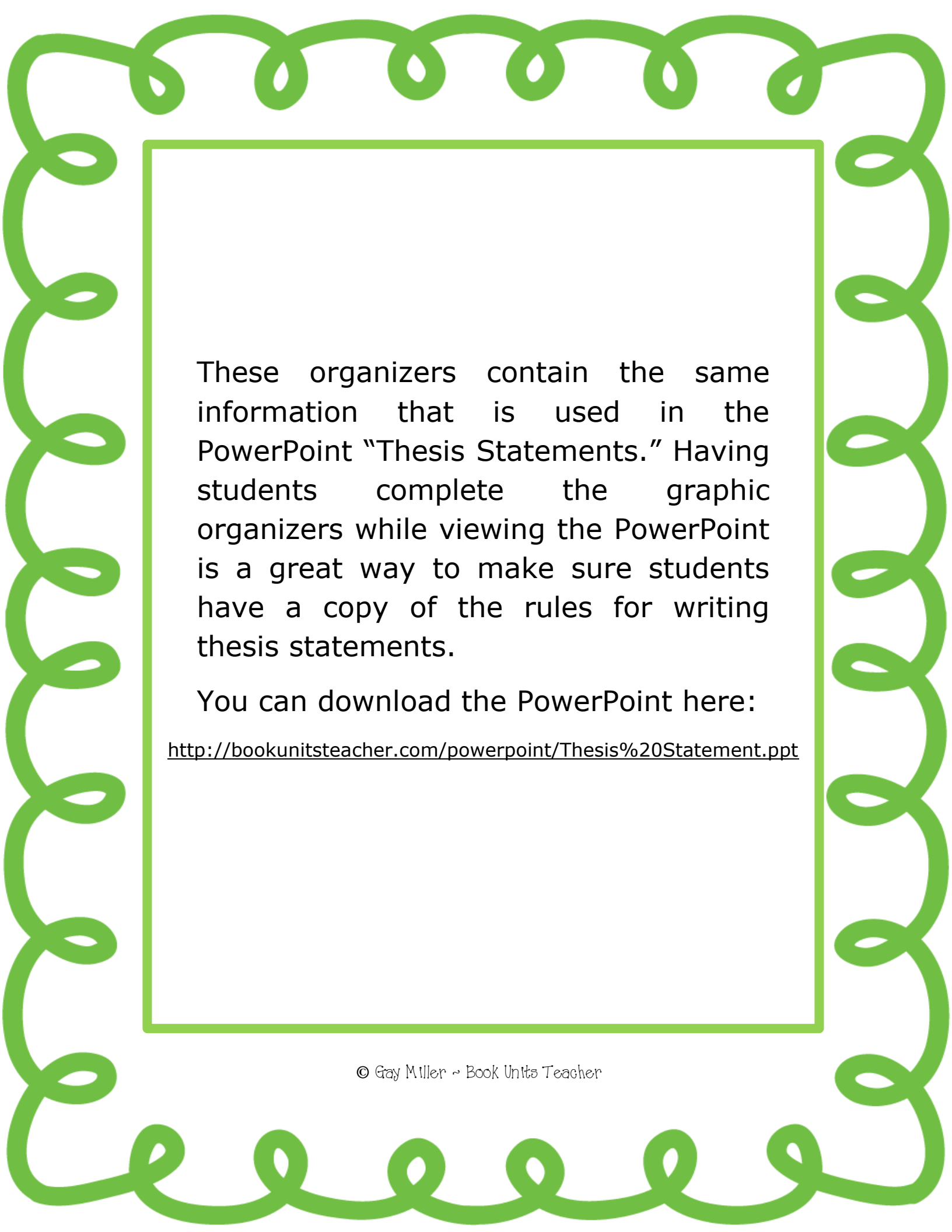
The Book Units Teacher Website contains information on a large variety of topics:

<http://bookunitsteacher.com/>



At my Pinterest site, you'll find boards devoted to many topics.

<http://www.pinterest.com/lindagaymiller/>



These organizers contain the same information that is used in the PowerPoint "Thesis Statements." Having students complete the graphic organizers while viewing the PowerPoint is a great way to make sure students have a copy of the rules for writing thesis statements.

You can download the PowerPoint here:

<http://bookunitsteacher.com/powerpoint/Thesis%20Statement.ppt>

Instructions for Making the Organizers

What is a Thesis Statement?

Three versions of this organizer are offered: one with blanks for students to write their own sentences; one with the sentences provided but with blank spaces for students to write in key words; and one with the answers provided. The third copy of the organizer may be used as an answer key, for differentiated instruction, for students who were absent during instruction, or if you wish for the students to have the sentences already completed.

- Print the organizer on colored paper.
- Have students cut out the organizer.
- Students should fill in the requested information.
- Fold each outer circle in half.

Thesis Statements


Here again three versions are provided depending on the needs of your students.

- Print the organizer on colored paper.
- Have students trim around the four edges on the lines indicated.
- Fold the page in half vertically so that the title "Thesis Statements" will show.
- Cut on the lines indicated on the inside of the organizer, up to the fold so that the organizer opens with two flaps.
- Have students fill in requested information.

Thesis Statement Don'ts

Only one version of this organizer is provided because the only task is for students to write example sentences.

- Print the organizer on colored paper.
- Have students trim around the four edges on the lines indicated.
- Fold the page vertically on the dotted lines so that the title "Thesis Statement Don'ts" will show.
- Cut on the lines indicated on the inside of the organizer, up to the fold so that the organizer opens with six flaps.
- Have students write thesis statement examples.



What is a
Thesis
Statement?

What is a Thesis Statement?

A thesis statement is the _____ of an _____ essay.

It is often a point you want to _____ or _____ in an essay.

The thesis statement explains to a reader the _____ of the _____ of the essay, and the writer's _____ on that idea.

A thesis statement is usually one _____.

It is often placed in the _____ paragraph of an essay..

A thesis statement is a _____ that could be _____.

The essay will contain _____ and _____ support the _____ argument.

What is a Thesis Statement?

A thesis statement is the main idea of an essay.

It is often a point you want to argue or support in an essay.

The thesis statement explains to a reader the main idea of the essay, and the writer's opinion on that idea.

A thesis statement is usually one sentence.

It is often placed in the introductory paragraph of an essay.

A thesis statement is a claim that could be argued.

The essay will contain evidence and opinions that support the argument.

A thesis statement should:

A thesis statement should avoid:

_____ + _____ = Thesis

Thesis Statements

A thesis statement should:

- contain a _____
(_____ of what you
are writing about)

A thesis statement should avoid:

- the _____ person
(I _____, In my
_____, etc.)
- unclear _____
(It seems, etc.)

- contain an _____ about
the topic
(what your _____ is
toward the topic)

_____ + _____ =
Thesis

- attempting _____ topics at
once
(even if they seem _____).
Pick _____ and stick with it.
- just stating a _____ -
A thesis is something you plan to
make an _____
about.

Thesis Statements

A thesis statement should:

- contain a **topic** (main idea of what you are writing about)
- contain an **opinion** about the topic (what your attitude is toward the topic)

Subject + Attitude = Thesis

A thesis statement should avoid:

- the first person (I believe, In my opinion, etc.)
- unclear language (It seems, etc.)
- attempting two topics at once (even if they seem related). Pick one and stick with it.
- just stating a fact - A thesis is something you plan to make an argument about.

Thesis Statements

A thesis statement should not be too broad.

Write a statement that is too broad.

Turn this broad statement into a good thesis statement.

A thesis statement should not be too wordy.

Write a statement that is too wordy.

Turn this wordy statement into a good thesis statement.

A thesis statement should not be too general.

Write a statement that is too general.

Turn this general statement into a good thesis statement.

Thesis Statement Don'ts

Write a subject.

Turn this subject into a good thesis statement.

Write a title.

Turn this title into a good thesis statement.

Write a fact.

Turn this fact into a good thesis statement.

A thesis statement should not be a subject.

A thesis statement should not be a title.

A thesis statement should not be a fact.

I'll post many free items in my Teachers Pay Teachers Store. Follow me to receive notices of free items.



Credits: Font and Borders

