

# Learning Logs



A learning log is a specialized type of journal. Unlike typical journals, students record responses to the educational material they are learning. This type of journal helps students reflect more deeply about the material they are learning.

## Learning logs may include:

- Concept Webs
- Semantic Maps
- Semantic Feature Analysis
- Lists of Unanswered Questions Students Have
- Observations for Experiments
- Teaching Strategies



## Why Use Learning Logs?

- Learning logs prepare students to be great note-takers.
- Students have reference notes.
- Students may use learning logs to reflect on learning.
- Teachers can check for students' understanding of a topic.
- Learning logs become an example of student growth.
- Teachers can determine which strategies are effective or ineffective.

## How to Use a Learning Log

While learning logs are often blank journals, graphic organizers are extremely helpful to help students organize thoughts. Because of this, blank spiral notebooks are a little more difficult to use. With a blank notebook, students would need to draw their own organizers. If a handout is provided, students would have to trim handouts down to fit or fold them in half before gluing the page into the notebook.


If teachers plan to provide organizers, charts, and maps, three-ringed binders or folders are both good options.

## Learning Log Do's


Offering choices is good. This allows students to be creative and use preferred learning methods. For example, the assignment could be to write a paragraph, draw a labeled illustration, or create a graphic organizer that shows ...

Be sure students understand what is expected on them. Set rules for each task as to length, complexity, and so on. Students need to know what is expected of them.

Remember that learning logs are just a snapshot of a student's knowledge. Learning logs do not go into the same depth that interactive notebooks do.

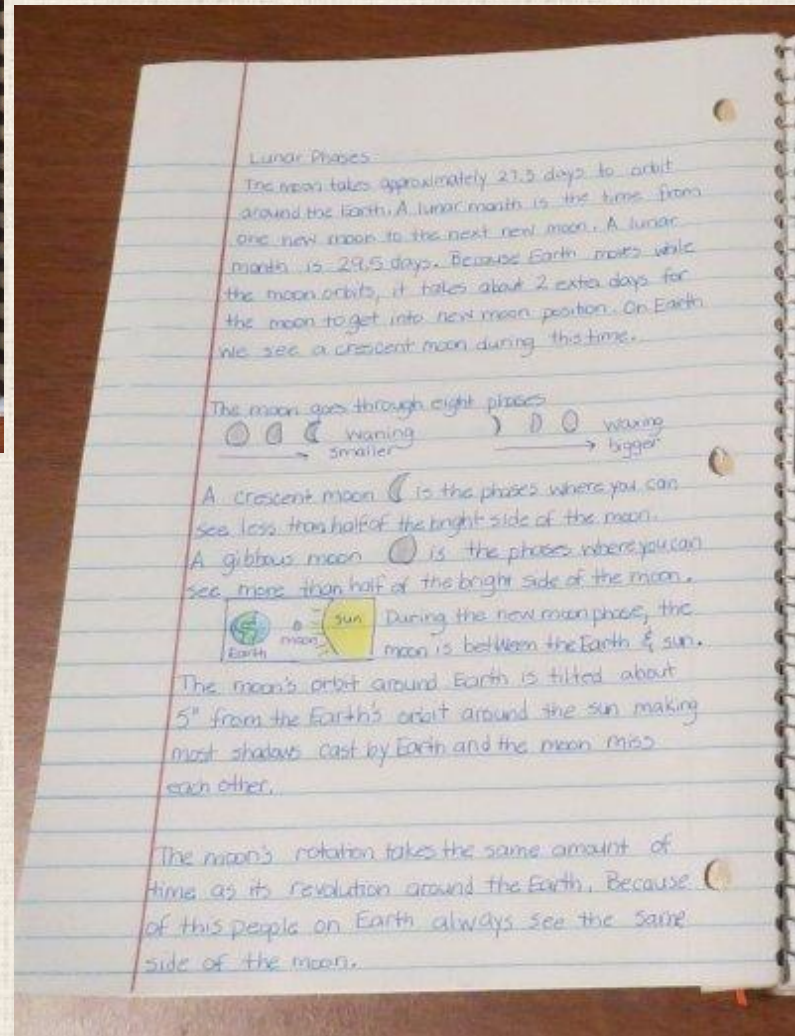


# Learning Log Example Pages



This illustration shows how older fossils are found in deeper layers. Notice the illustration is a combination of a crayon drawing and pictures that have been printed, cut out, and glued to the page.

This explanation of the lunar phases is a combination of paragraphs and illustrations.



Tasks vary depending on the material that is being taught. The teacher prepares 'Learning Log' entries.

### **Process Entries**

Process entries include a series of actions or steps taken in order to achieve a particular end.

### **Reflection Entries**

Reflection entries reflect on what students have learned. They show students' thoughts. Students can express how the subject matter being taught is useful to them. Reflection entries also include ways students plan to use the knowledge.

### **Reaction Entries**

With reaction entries, students expand on the feelings they experience in response to the topic they are studying.

### **Better Way Entries**

A better way is similar to a reflection entry except students go a step further and tell what they could do differently.


For example,

What is a better way to do this experiment?

How can I memorize these facts using less time?

### **Lesson Hooks**

The teacher might say, "Next week we are going to study ---. Design a poster telling what you know about ----."



## Examples of Writing Prompts

- List of Questions
  - Summarize what you learned today.
  - What questions do you have about today's lesson?
- Diagram or Illustration
- Flow Charts
- Graphic Organizers
- Steps in a Process
- Webs or Maps
- Double-Entry Journal
  - Left Side - brainstorming, interpretation, drawing, maps, or notes
  - Right Side - interpretations of the material on the left side of the page

## How to Grade Learning Logs

Grade learning logs on a pass/fail basis based on the effort students make in completing entries.

## Differentiating Instruction


Students may record answers on a tape recorder.

## Give Learning Logs a Try

Below you will find an assortment of organizers that work well for learning logs.


## These include:

- Character traits
- Figurative language
- Theme
- \$2.00 Summary
- 3-2-1
- Square, Triangle, Circle



# Character

## Physical Description



A large rectangular box containing ten horizontal lines for writing a physical description.

Trait

• Proof from Text

A rectangular box containing three horizontal lines for providing proof from text for the first trait.

Trait

• Proof from Text

A rectangular box containing three horizontal lines for providing proof from text for the second trait.

Trait

• Proof from Text


A rectangular box containing three horizontal lines for providing proof from text for the third trait.

Trait

• Proof from Text

A rectangular box containing three horizontal lines for providing proof from text for the fourth trait.

# Figurative Language



Type _____ _____	• Example from Text _____ _____ _____
Page Found _____	


Type _____ _____	• Example from Text _____ _____ _____
Page Found _____	

Type _____ _____	• Example from Text _____ _____ _____
Page Found _____	

Type _____ _____	• Example from Text _____ _____ _____
Page Found _____	

Type _____ _____	• Example from Text _____ _____ _____
Page Found _____	

# Theme



Theme

•Proof from Text

Theme

•Proof from Text

Theme

•Proof from Text

Theme

•Proof from Text

Theme

•Proof from Text




# \$2 Summary

If a word costs \$0.10, summarize the lesson in \$2.00 or less.





## 3 Main Points



- \_\_\_\_\_
- \_\_\_\_\_
- \_\_\_\_\_

## 2 Things I Disagree With



- \_\_\_\_\_
- \_\_\_\_\_

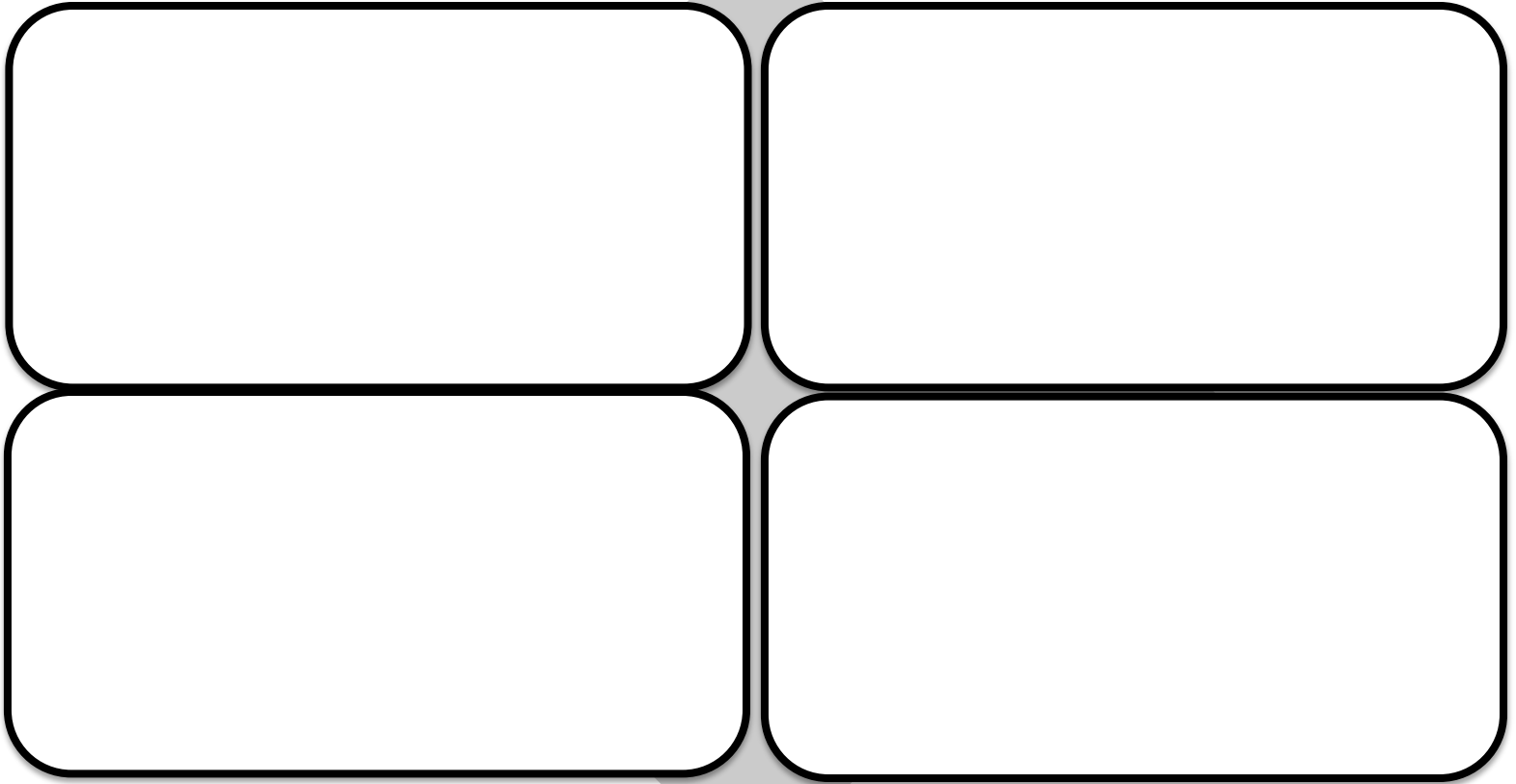
## 1 Question I Have



- \_\_\_\_\_

# Square, Triangles, Circle

Four Things that "Square with my Thinking"



Three Ideas

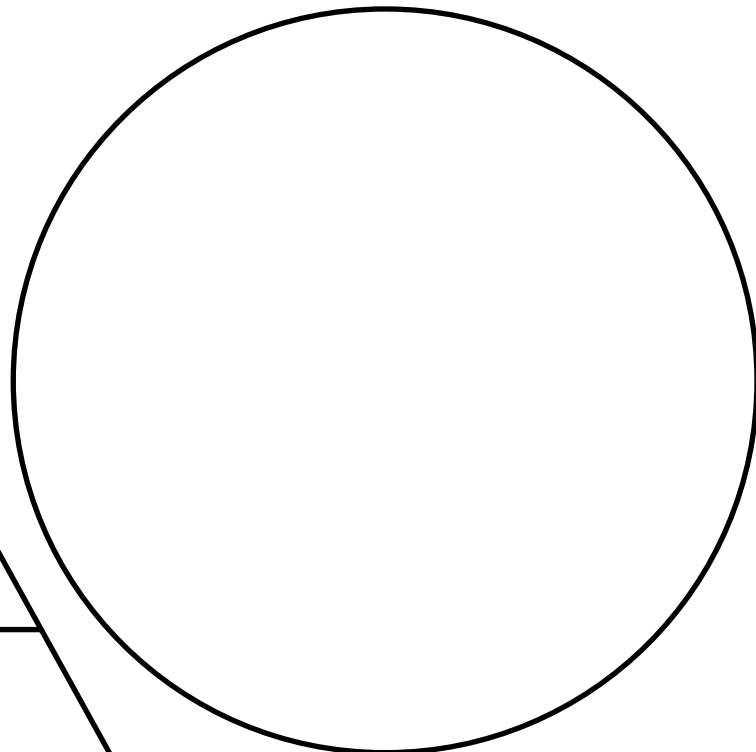
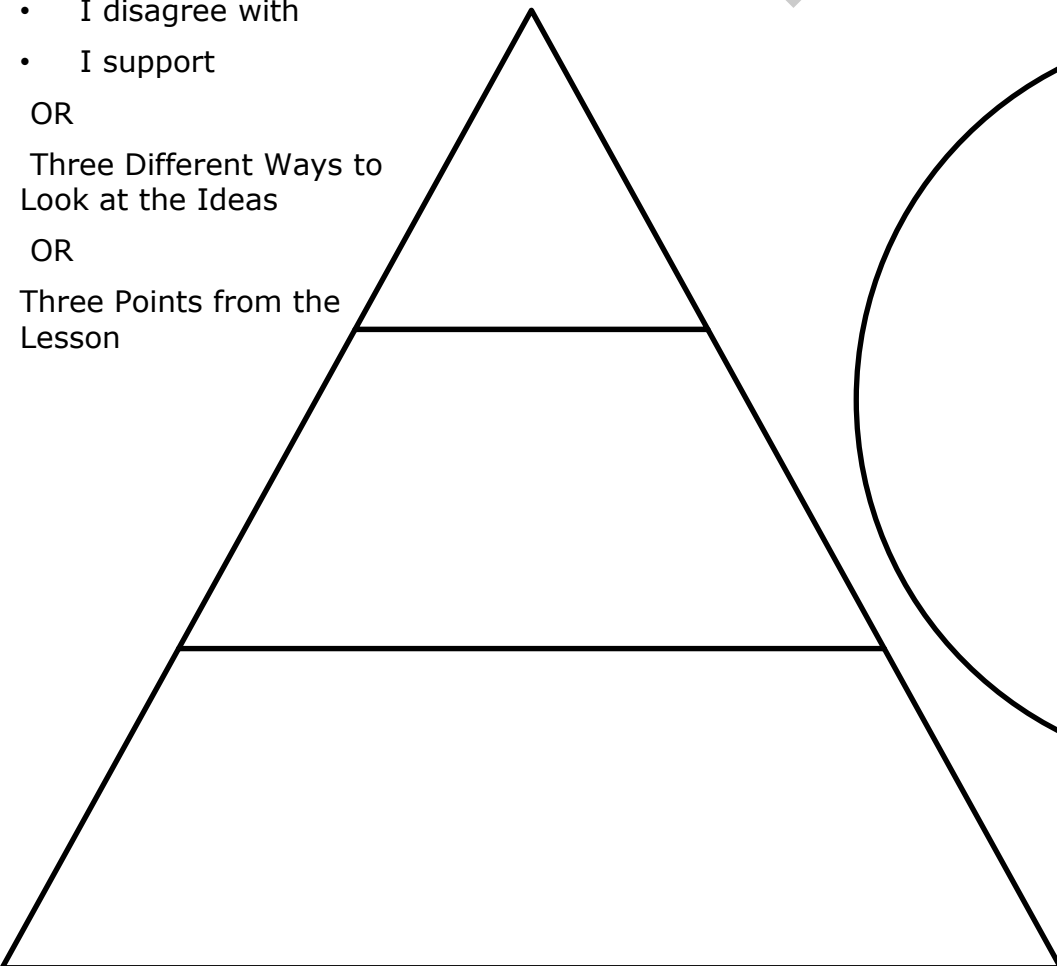
- I disagree with
- I support

OR

Three Different Ways to Look at the Ideas

OR

Three Points from the Lesson



Write down anything that is still "circling" in your head or a question you have.

Visit my website  
at

<http://bookunitsteacher.com/>

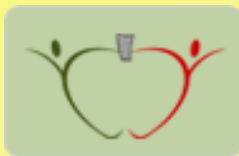


Clipart Credits



Teachers Pay  
Teachers

<http://www.teacherspayteachers.com/Store/Gay-Miller>



Visit me on  
Pinterest at

<http://www.pinterest.com/lindagaymiller/>

