



This book is super easy to assemble.


1. Print the pages.
2. Have students cut them out.
3. Arrange in order according to the tabs.
4. Staple down the left side.

Each page has a new task. Students:

- List their favorite books.
- Write a paragraph explaining why their #1 choice is their favorite.
- Compare the main characters of their two most favorite books.
- Contrast their favorite books.
- Draw an illustration of their favorite scene.




My Favorite Books



By

My Top 10



1 ~ _____

2 ~ _____

3 ~ _____

4 ~ _____

5 ~ _____

6 ~ _____

7 ~ _____

8 ~ _____

9 ~ _____

10 ~ _____

Top 10

Write a paragraph explaining why you like your "#1 Best Book of all Time."

Why

Compare the main character of your favorite book to main character of your second favorite book. How are these characters different?

Contrast

Write a paragraph explaining how your two most favorite books are alike.

Compare

Illustrate your favorite scene of your "#1 Best Book of all Time."

Drawing

Teachers Pay Teachers

<http://www.teacherspayteachers.com/Store/Gay-Miller>



Visit my website at

<http://bookunitsteacher.com/>

Visit me on Pinterest at

<http://www.pinterest.com/lindagaymiller/>

Clipart Credits

