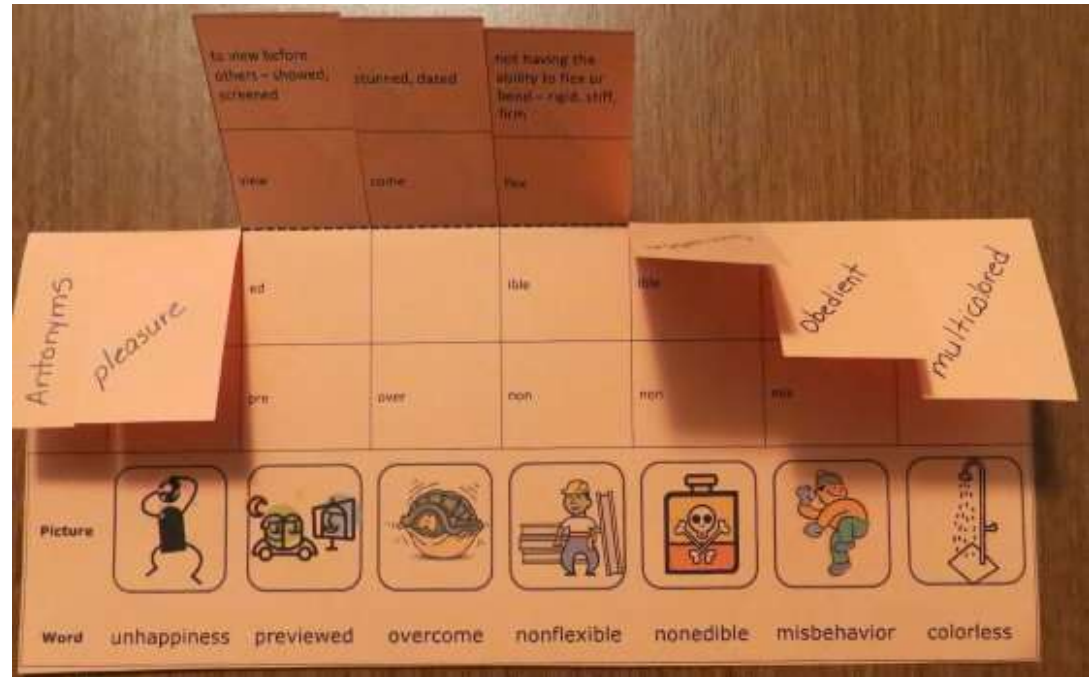
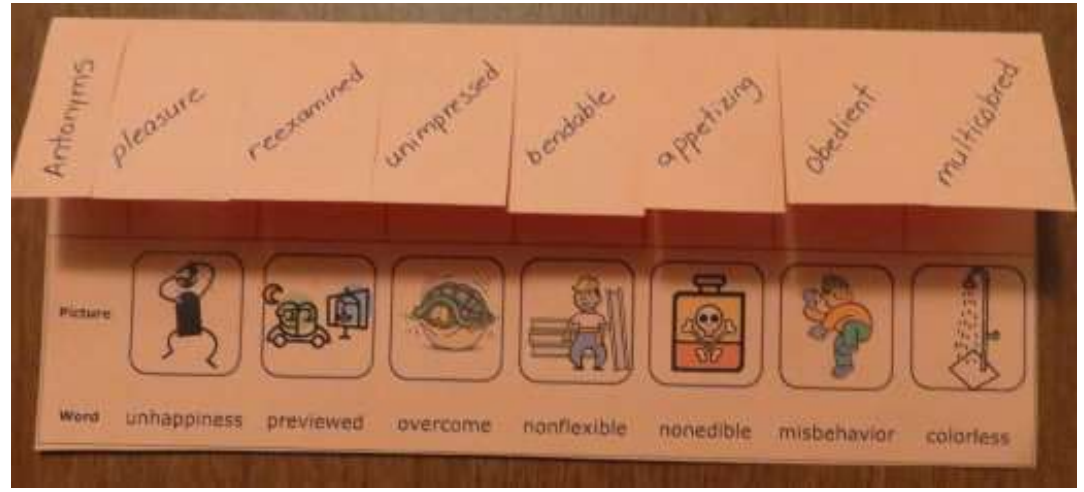
















Instructions for Completing the Organizer:








1. Print the organizer onto colored paper.
2. Trim the edges.
3. Fold on the dotted line.
4. Cut on the solid lines up to the dotted fold line, so the flaps will open one at a time.
5. Have students fill in missing information.

The graphic organizers will fit into an interactive notebook after the edges are trimmed.



Word Meaning							
Root Word							
Suffix							
Prefix							
Picture							
Word	_____	_____	_____	_____	_____	_____	_____

Word Meaning							
Root Word							
Suffix							
Prefix							
Picture							
Word	unhappiness	previewed	overcome	nonflexible	nonedible	misbehavior	colorless

Word Meaning	the condition of not being happy – misery, gloom, depression	to view before others – showed, screened	stunned, dazed	not having the ability to flex or bend – rigid, stiff, firm	not able to eat	to behavior in an inappropriate way – naughtiness, misconduct, mischief	without color – neutral, pale, drab
Root Word	happy	view	come	flex	eat	behave	color
Suffix	ness	ed		ible	ible	or	less
Prefix	un	pre	over	non	non	mis	
Picture							
Word	unhappiness	previewed	overcome	nonflexible	nonedible	misbehavior	colorless



Teachers Pay Teachers

<http://www.teacherspayteachers.com/Store/Gay-Miller>



Visit my website at

<http://bookunitsteacher.com/>



Visit me on Pinterest at

<http://www.pinterest.com/lindagaymiller/>